



HORNSCHLITTEN  
LATSCH / TARSCH











*Ergebnisliste Wertungslauf - result list competition run*

Rng	Stn.	Teilnehmer	Nat	Zwischen- und Sequenzzeiten	Zielzeit	Diff	Ptke
Rnk	Stn.	Competitor	Nat	Intermediate and sequence times	Fin.time	Diff	Pts

Frauen







<b>1.</b>	<b>1</b>	<b>HSC Voegelsberg Wattens Damen</b>					
		SCHWANINGER Kkatharina	AUT	1.L 02.39 (20) 20.23 (20) 0:48.71 (20)	<b>1:25.27</b> (19)	15,49	
		SCHWANINGER Veronika		17,84 (20) 28,48 (20) 36,56 (18)			
		SCHWANINGER Bernardette		2.L 02.37 (18) 19.40 (19) 0:47.55 (17)	<b>1:22.73</b> (17)	13,10	
				17,03 (19) 28,15 (17) 35,18 (19)			
					<b>2:48.00</b>	0,00	<b>100</b>

Herren

<b>1.</b>	<b>15</b>	<b>HSC Tirol 1</b>					
		BURGSCHWEIGER Markus	AUT	1.L 02.08 (1) 16.30 (2) 0:40.13 (1)	<b>1:09.88</b> (2)	0,10	
		SCHOLL Rudi		14,22 (2) 23,83 (1) 29,75 (2)			
		AICHLER Simon		2.L 02.13 (3) 16.06 (1) 0:39.78 (1)	<b>1:09.63</b> (1)	0,00	
				13,93 (1) 23,72 (1) 29,85 (1)			
					<b>2:19.51</b>	0,00	<b>100</b>
<b>2.</b>	<b>18</b>	<b>ASC Stange</b>					
		HACKHOFER Armin	ITA	1.L 02.12 (4) 16.20 (1) 0:40.18 (2)	<b>1:09.78</b> (1)	0,00	
		PLATTNER Christian		14,08 (1) 23,98 (2) 29,60 (1)			
		HINTEREGGER Matthias		2.L 02.15 (6) 16.47 (4) 0:40.72 (2)	<b>1:10.69</b> (2)	1,06	
				14,32 (4) 24,25 (2) 29,97 (2)			
					<b>2:20.47</b>	0,96	<b>85</b>
<b>3.</b>	<b>22</b>	<b>ASV Jaufental 2</b>					
		RAINER Christoph	ITA	1.L 02.11 (2) 16.77 (6) 0:41.49 (4)	<b>1:13.11</b> (5)	3,33	
		SCHAITER Manfred		14,66 (8) 24,72 (4) 31,62 (5)			
		SILLER Christian		2.L 02.10 (1) 16.37 (2) 0:40.87 (3)	<b>1:11.90</b> (3)	2,27	
				14,27 (3) 24,50 (3) 31,03 (3)			
					<b>2:25.01</b>	5,50	<b>70</b>
<b>4.</b>	<b>25</b>	<b>HC-ARBÖ Telfs 2</b>					
		TABERLANDER Christian	AUT	1.L 02.14 (7) 16.62 (4) 0:41.91 (6)	<b>1:12.68</b> (4)	2,90	
		LEITNER Alois		14,48 (3) 25,29 (8) 30,77 (4)			
		PRUTSCHELLER Daniel		2.L 02.16 (7) 16.80 (6) 0:41.53 (4)	<b>1:12.82</b> (4)	3,19	
				14,64 (6) 24,73 (4) 31,29 (5)			
					<b>2:25.50</b>	5,99	<b>60</b>
<b>5.</b>	<b>3</b>	<b>HSC Vögelsberg Wattens 1</b>					
		ERLER Michael	AUT	1.L 02.15 (9) 16.79 (7) 0:42.17 (8)	<b>1:13.87</b> (6)	4,09	
		LIBL Markus		14,64 (6) 25,38 (10) 31,70 (6)			
		SCHMID Andreas		2.L 02.14 (4) 16.70 (5) 0:41.92 (6)	<b>1:14.03</b> (5)	4,40	
				14,56 (5) 25,22 (8) 32,11 (7)			
					<b>2:27.90</b>	8,39	<b>55</b>

HORNSCHLITTEN  
LATSCH / TARSCH

*Ergebnisliste Wertungslauf - result list competition run*

Rng	Stn.	Teilnehmer	Nat	Zwischen- und Sequenzzeiten	Zielzeit	Diff	Ptke
Rnk	Stn.	Competitor	Nat	Intermediate and sequence times	Fin.time	Diff	Pts
<b>6.</b>	<b>21</b>	<b>HC Frankenfels JUNGS</b>					
		TUDER Harald	AUT	1.L 02.18 (12) 16.83 (8) 0:41.85 (5)	<b>1:13.92(7)</b>	4,14	
		HEINDL Ronny		14,65 (7) 25,02 (5) 32,07 (8)			
		HOFEGGER Werner		2.L 02.18 (12) 16.89 (7) 0:41.82 (5)	<b>1:14.15(7)</b>	4,52	
				14,71 (7) 24,93 (5) 32,33 (9)			
				<b>GS</b>	<b>2:28.07</b>	<b>8,56</b>	<b>50</b>
<b>7.</b>	<b>2</b>	<b>HSC Wiesen</b>					
		LOSER Hanspeter	SUI	1.L 02.12 (4) 16.61 (3) 0:42.02 (7)	<b>1:14.19(8)</b>	4,41	
		MEIR Wilfried		14,49 (4) 25,41 (12) 32,17 (9)			
		MEILE Roger		2.L 02.14 (4) 17.06 (8) 0:42.04 (7)	<b>1:14.14(6)</b>	4,51	
				14,92 (8) 24,98 (6) 32,10 (6)			
				<b>GS</b>	<b>2:28.33</b>	<b>8,82</b>	<b>46</b>
<b>8.</b>	<b>11</b>	<b>HSC Oberriet</b>					
		DÖRIG Roland	SUI	1.L 02.13 (6) 17.62 (12) 0:42.98 (11)	<b>1:15.01(9)</b>	5,23	
		HOLLENSTEIN Leo		15,49 (12) 25,36 (9) 32,03 (7)			
		KÜHNIS Daniel		2.L 02.16 (7) 17.69 (12) 0:43.22 (10)	<b>1:14.45(8)</b>	4,82	
				15,53 (13) 25,53 (10) 31,23 (4)			
				<b>GS</b>	<b>2:29.46</b>	<b>9,95</b>	<b>42</b>
<b>9.</b>	<b>26</b>	<b>SC Hulftegg</b>					
		OBERHAENSLI Damian	SUI	1.L 02.11 (2) 17.73 (13) 0:42.90 (10)	<b>1:15.14(10)</b>	5,36	
		HOLLENSTEIN Adrian		15,62 (15) 25,17 (6) 32,24 (10)			
		HOLLENSTEIN Michael		2.L 02.11 (2) 17.51 (11) 0:42.79 (9)	<b>1:15.17(10)</b>	5,54	
				15,40 (11) 25,28 (9) 32,38 (10)			
				<b>GS</b>	<b>2:30.31</b>	<b>10,80</b>	<b>39</b>
<b>10.</b>	<b>4</b>	<b>SC Dolenja VAS</b>					
		EGART Boris	SLO	1.L 02.30 (18) 17.59 (11) 0:43.59 (14)	<b>1:16.63(13)</b>	6,85	
		RAKOVEC Janez		15,29 (10) 26,00 (16) 33,04 (15)			
		RAKOVEC Peter		2.L 02.23 (15) 17.32 (9) 0:42.40 (8)	<b>1:15.00(9)</b>	5,37	
				15,09 (9) 25,08 (7) 32,60 (12)			
				<b>GS</b>	<b>2:31.63</b>	<b>12,12</b>	<b>36</b>
<b>11.</b>	<b>6</b>	<b>Rodel Verein Domel</b>					
		POTOCNIK Jure	SLO	1.L 02.20 (14) 17.97 (17) 0:43.73 (15)	<b>1:16.73(15)</b>	6,95	
		POTOCNIK Gasper		15,77 (17) 25,76 (13) 33,00 (14)			
		KAVCIC Janez		2.L 02.22 (14) 17.82 (15) 0:43.78 (13)	<b>1:15.95(11)</b>	6,32	
				15,60 (15) 25,96 (13) 32,17 (8)			
				<b>GS</b>	<b>2:32.68</b>	<b>13,17</b>	<b>34</b>
<b>12.</b>	<b>20</b>	<b>HC-ARBÖ Telfs 1</b>					
		TABERLANDER Thomas	AUT	1.L 02.28 (17) 17.94 (16) 0:43.88 (16)	<b>1:16.69(14)</b>	6,91	
		DRAXL Florian		15,66 (16) 25,94 (14) 32,81 (13)			
		ANGERER Dieter		2.L 02.24 (16) 17.73 (13) 0:43.31 (11)	<b>1:16.21(12)</b>	6,58	
				15,49 (12) 25,58 (11) 32,90 (13)			
				<b>GS</b>	<b>2:32.90</b>	<b>13,39</b>	<b>32</b>

HORNSCHLITTEN  
LATSCH / TARSCH

*Ergebnisliste Wertungslauf - result list competition run*

Rng	Stn.	Teilnehmer	Nat	Zwischen- und Sequenzzeiten	Zielzeit	Diff	Ptke
Rnk	Stn.	Competitor	Nat	Intermediate and sequence times	Fin.time	Diff	Pts
<b>13.</b>	<b>9</b>	<b>HSC Voegelsberg Wattens 2</b>					
		KNAB Stefan	AUT	1.L 02.19 (13) 17.48 (10) 0:43.44 (13)	<b>1:15.86</b> (12)	6,08	
		SINGER Christian		15,29 (11) 25,96 (15) 32,42 (12)			
		GSCHOESSER David		2.L 02.20 (13) 18.37 (16) 0:44.46 (14)	<b>1:17.45</b> (13)	7,82	
				16,17 (16) 26,09 (14) 32,99 (14)			
				<b>GS</b>	<b>2:33.31</b>	13,80	<b>30</b>
<b>14.</b>	<b>13</b>	<b>HASC Heiden Team Appenzeller</b>					
		BURKI Armin	SUI	1.L 02.14 (7) 17.30 (9) 0:42.51 (9)	<b>1:17.11</b> (16)	7,33	
		MATTER Daniel		15,16 (9) 25,21 (7) 34,60 (17)			
		ULMANN Michael		2.L 02.16 (7) 17.74 (14) 0:43.66 (12)	<b>1:17.86</b> (14)	8,23	
				15,58 (14) 25,92 (12) 34,20 (16)			
				<b>GS</b>	<b>2:34.97</b>	15,46	<b>28</b>
<b>15.</b>	<b>19</b>	<b>HSC Tirol 2</b>					
		HUBER Wolfgang	AUT	1.L 02.17 (11) 16.68 (5) 0:40.81 (3)	<b>1:10.80</b> (3)	1,02	
		PUCHER Rene'		14,51 (5) 24,13 (3) 29,99 (3)			
		WEGER Stefan		2.L 02.16 (7) 16.42 (3) 0:49.68 (18)	<b>1:24.67</b> (18)	15,04	
				14,26 (2) 33,26 (18) 34,99 (18)			
				<b>GS</b>	<b>2:35.47</b>	15,96	<b>26</b>
<b>16.</b>	<b>7</b>	<b>HC Frankenfels Bandenraudis</b>					
		PFEFFER Martin	AUT	1.L 02.37 (19) 19.37 (19) 0:46.53 (19)	<b>1:23.68</b> (18)	13,90	
		SCHAGERL Albin		17,00 (19) 27,16 (19) 37,15 (19)			
		MAURER Marcel		2.L 02.39 (19) 18.76 (18) 0:45.61 (15)	<b>1:20.27</b> (16)	10,64	
				16,37 (18) 26,85 (15) 34,66 (17)			
				<b>GS</b>	<b>2:43.95</b>	24,44	<b>25</b>
<b>17.</b>	<b>14</b>	<b>HSC Zillertal 2</b>					
		KIRCHLER Gerhard	AUT	1.L 02.25 (16) 18.11 (18) 0:44.65 (18)	<b>1:31.88</b> (20)	22,10	
		SPORER Helmut		15,86 (18) 26,54 (17) 47,23 (20)			
		ERLER Christof		2.L 02.31 (17) 18.53 (17) 0:45.73 (16)	<b>1:19.58</b> (15)	9,95	
				16,22 (17) 27,20 (16) 33,85 (15)			
				<b>GS</b>	<b>2:51.46</b>	31,95	<b>24</b>
<b>18.</b>	<b>17</b>	<b>ASV Niederdorf</b>					
		SINNER Walter	ITA	1.L 02.16 (10) 17.77 (15) 0:43.16 (12)	<b>1:15.43</b> (11)	5,65	
		STABINGER Christian		15,61 (14) 25,39 (11) 32,27 (11)			
		MAIR Unter der Eggen Daniel		2.L 02.17 (11) 17.39 (10) 1:16.31 (19)	<b>1:48.88</b> (19)	39,25	
				15,22 (10) 58,92 (19) 32,57 (11)			
				<b>GS</b>	<b>3:04.31</b>	44,80	<b>23</b>

HORNSCHLITTEN  
LATSCH / TARSCH*Ergebnisliste Wertungslauf - result list competition run*

Rng	Stn.	Teilnehmer	Nat	Zwischen- und Sequenzzeiten	Zielzeit	Diff	Ptke
Rnk	Stn.	Competitor	Nat	Intermediate and sequence times	Fin.time	Diff	Pts
5		<b>ARNOLD Richard</b>	SUI	<b>HERGER Sepp</b>		<b>DIS 1L</b>	
				1.L 0:02.26 0:17.65 0:43.96	2:09.22	--	
				2.L			
24		<b>KOLP Andreas</b>	SUI	<b>FORRER UELI</b>		<b>DIS 1L</b>	
				1.L 0:02.25 0:18.78 0:44.50	1:20.76	--	
				2.L			
16		<b>MARK Simon</b>	SUI	<b>REMO Saluz</b>		<b>N.A.S 2L</b>	
				1.L 0:02.23 0:17.74 0:44.63	1:18.76	--	
				2.L			
10		<b>HALBEISEN Andreas</b>	SUI	<b>REY Marcel</b>		<b>N.I.Z 1L</b>	
				1.L		--	
				2.L			
8		<b>DORNAUER Josef</b>	AUT	<b>KAMMERLANDER Josef</b>		<b>N.A.S 1L</b>	
23		<b>GREBER Thomas</b>	AUT	<b>MEUSBURGER Norbert</b>		<b>N.A.S 1L</b>	

Bewerbsstatistik:

*Gemeldete Teilnehmer:* 25  
*Ausgeschiedene Teilnehmer:* 6  
*Gewertete Teilnehmer:* 19

Für die Richtigkeit:

*Juryvorsitzender:* A.PLATTNER / ITA  
*Rennleiter:* H.SCHWARZ / ITA