



WÜRZ ENERGY WÜRZ WELTCUP



RENNRODELN auf NATURBAHN 2011/12

NOVOURALSK (RUS)

14.02. - 17.02.2012

Rennkomitee - racing committee

Technische Daten - Technical Specifications

FIL-Delegierter-Representative FIL : ROMSTAD Svein

NATURRODELBAHN - TRACK

Sanatorium "Green Cape"

Jury-Vorsitzender : WURZER Herbert AUT
 Jury : MEGLIG Janko SLO
 Jury : TRETYAKOV Andreii RUS
 Tech.Delegierter - Tech.Delegate : PLONER Josef ITA
 Rennleiter - Racing Director : NIEDERMAIR Roland ITA
 Startleiter - Starting Controller : MANOSHKIN Konstantin RUS
 Zielleiter - Finish Controller : KOLEDENKOV Aleksandr RUS
 Bahnchef - Chief of track : PAVLENKO Sergei RUS

Start, Seehöhe - Start, altitude : 362 m
 Ziel, Seehöhe - Finish, altitude : 270 m
 Höhenunterschied - difference of altitude : 92 m
 Streckenlänge - length of course : 834 m
 durchschnittliches Gefälle -Average gap : 11 %

ration of Tobogganing of Russia

Einsitzer HERREN - singles MEN Offizielles Ergebnis - Official Results

| Rng Rnk | Stn. Stn. | Teilnehmer Competitor | Nat Nat | Zwischen- und Sequenzzeiten Intermediate and sequence times | | | | Zielzeit Fin.time | Diff Diff | Pkt Pts |
|------------|--------------|--------------------------|------------|--|------------|-----------|-------------|----------------------|--------------|------------|
| 1. | 32 | PIGNETER Patrick | | 1.L | 05.92 (9) | 26.94 (1) | 0:46.18 (1) | 0:59.08 (1) | 0,00 | |
| | | | | | | 21,02 (1) | 19,24 (1) | 12,90 (1) | | |
| | | | ITA | 2.L | 05.91 (7) | 27.05 (1) | 0:46.02 (1) | 0:58.83 (1) | 0,00 | |
| | | | | | 21,14 (1) | 18,97 (1) | 12,81 (1) | | | |
| | | | | GS | | | | 1:57.91 | 0,00 | 100 |
| 2. | 31 | CLARA Hannes | | 1.L | 05.80 (1) | 27.12 (2) | 0:46.50 (2) | 0:59.46 (2) | 0,38 | |
| | | | | | | 21,32 (2) | 19,38 (2) | 12,96 (2) | | |
| | | | ITA | 2.L | 05.76 (1) | 27.13 (2) | 0:46.45 (2) | 0:59.50 (3) | 0,67 | |
| | | | | | 21,37 (4) | 19,32 (3) | 13,05 (4) | | | |
| | | | | GS | | | | 1:58.96 | 1,05 | 85 |
| 3. | 29 | SCHEIKL Michael | | 1.L | 05.87 (4) | 27.44 (6) | 0:46.85 (4) | 1:00.15 (4) | 1,07 | |
| | | | | | | 21,57 (7) | 19,41 (3) | 13,30 (12) | | |
| | | | AUT | 2.L | 05.85 (4) | 27.13 (2) | 0:46.53 (4) | 0:59.49 (2) | 0,66 | |
| | | | | | 21,28 (3) | 19,40 (5) | 12,96 (2) | | | |
| | | | | GS | | | | 1:59.64 | 1,73 | 70 |
| 4. | 15 | BLASBICHLER Anton | | 1.L | 05.86 (2) | 27.22 (3) | 0:46.72 (3) | 0:59.85 (3) | 0,77 | |
| | | | | | | 21,36 (3) | 19,50 (5) | 13,13 (6) | | |
| | | | ITA | 2.L | 05.84 (3) | 27.27 (5) | 0:46.94 (6) | 1:00.17 (6) | 1,34 | |
| | | | | | 21,43 (6) | 19,67 (8) | 13,23 (11) | | | |
| | | | | GS | | | | 2:00.02 | 2,11 | 60 |
| 5. | 7 | SCHOPF Thomas | | 1.L | 05.94 (12) | 27.45 (7) | 0:47.09 (6) | 1:00.36 (8) | 1,28 | |
| | | | | | | 21,51 (5) | 19,64 (7) | 13,27 (10) | | |
| | | | AUT | 2.L | 05.94 (13) | 27.17 (4) | 0:46.45 (2) | 0:59.89 (4) | 1,06 | |
| | | | | | 21,23 (2) | 19,28 (2) | 13,44 (19) | | | |
| | | | | GS | | | | 2:00.25 | 2,34 | 55 |
| 6. | 22 | TALIKH Juri | | 1.L | 05.93 (11) | 27.38 (4) | 0:46.89 (5) | 1:00.29 (7) | 1,21 | |
| | | | | | | 21,45 (4) | 19,51 (6) | 13,40 (15) | | |
| | | | RUS | 2.L | 05.92 (9) | 27.31 (6) | 0:46.68 (5) | 1:00.07 (5) | 1,24 | |
| | | | | | 21,39 (5) | 19,37 (4) | 13,39 (15) | | | |
| | | | | GS | | | | 2:00.36 | 2,45 | 50 |

16.02.2012

NOVOURALSK (RUS)

Seite/Page 1 von/from 4

RODELAUSWERTUNGSPROGRAMM V 2012 © MALL Karl
www.sportedv.com

Lizenz : Fédération Internationale de Luge de Course (FIL)

www.fil-luge.org

Zeitmessung: RUS
Auswertung : MALL Karl





WÜRZ ENERGY WELTCUP

RENNRODELN auf NATURBAHN 2011/12

NOVOURALSK (RUS)

Einsitzer HERREN - singles MEN

Offizielles Ergebnis - Official Results



| Rng Rnk | Stn. Stn. | Teilnehmer Competitor | Nat Nat | Zwischen- und Sequenzzeiten Intermediate and sequence times | | | | Zielzeit Fin.time | Diff Diff |
|------------|--------------|--------------------------|------------|--|------------|--------------|----------------|----------------------|--------------|
| 7. | 30 | GRUBER Alex | | 1.L 05.88 (5) | 27.45 (7) | 0:47.17 (8) | 1:00.17 (5) | 1,09 | |
| | | | | | 21,57 (7) | 19,72 (10) | 13,00 (3) | | |
| | | | | 2.L 05.86 (5) | 27.47 (7) | 0:47.18 (8) | 1:00.29 (7) | 1,46 | |
| | | | | 21,61 (7) | 19,71 (9) | 13,11 (7) | | | |
| | | | | GS | | | 2:00.46 | 2,55 46 | |
| 8. | 28 | RESCH Rudi | | 1.L 06.05 (21) | 27.63 (12) | 0:47.09 (6) | 1:00.19 (6) | 1,11 | |
| | | | | | 21,58 (9) | 19,46 (4) | 13,10 (4) | | |
| | | | | 2.L 05.95 (15) | 27.64 (11) | 0:47.14 (7) | 1:00.30 (8) | 1,47 | |
| | | | | 21,69 (10) | 19,50 (6) | 13,16 (9) | | | |
| | | | | GS | | | 2:00.49 | 2,58 42 | |
| 9. | 25 | KOVSHIK Stanislav | | 1.L 05.94 (12) | 27.60 (11) | 0:47.27 (10) | 1:00.47 (9) | 1,39 | |
| | | | | | 21,66 (13) | 19,67 (8) | 13,20 (8) | | |
| | | | | 2.L 05.92 (9) | 27.60 (8) | 0:47.33 (10) | 1:00.48 (10) | 1,65 | |
| | | | | 21,68 (9) | 19,73 (10) | 13,15 (8) | | | |
| | | | | GS | | | 2:00.95 | 3,04 39 | |
| 10. | 21 | JEDRZEJKO Adam | | 1.L 05.91 (7) | 27.75 (15) | 0:47.42 (12) | 1:00.55 (10) | 1,47 | |
| | | | | | 21,84 (15) | 19,67 (8) | 13,13 (5) | | |
| | | | | 2.L 05.91 (7) | 27.72 (13) | 0:47.47 (11) | 1:00.57 (11) | 1,74 | |
| | | | | 21,81 (13) | 19,75 (11) | 13,10 (6) | | | |
| | | | | GS | | | 2:01.12 | 3,21 36 | |
| 11. | 20 | GRUBER Stefan | | 1.L 06.07 (22) | 27.70 (13) | 0:47.50 (13) | 1:00.79 (13) | 1,71 | |
| | | | | | 21,63 (11) | 19,80 (13) | 13,29 (11) | | |
| | | | | 2.L 06.00 (19) | 27.67 (12) | 0:47.27 (9) | 1:00.36 (9) | 1,53 | |
| | | | | 21,67 (8) | 19,60 (7) | 13,09 (5) | | | |
| | | | | GS | | | 2:01.15 | 3,24 34 | |
| 12. | 23 | SCHWAB Gernot | | 1.L 05.91 (7) | 27.43 (5) | 0:47.25 (9) | 1:00.59 (11) | 1,51 | |
| | | | | | 21,52 (6) | 19,82 (14) | 13,34 (13) | | |
| | | | | 2.L 05.93 (11) | 27.62 (9) | 0:47.58 (12) | 1:00.84 (13) | 2,01 | |
| | | | | 21,69 (10) | 19,96 (15) | 13,26 (12) | | | |
| | | | | GS | | | 2:01.43 | 3,52 32 | |
| 13. | 9 | EGOROV Aleksandr | | 1.L 05.94 (12) | 27.58 (10) | 0:47.35 (11) | 1:00.73 (12) | 1,65 | |
| | | | | | 21,64 (12) | 19,77 (12) | 13,38 (14) | | |
| | | | | 2.L 05.93 (11) | 27.74 (14) | 0:47.65 (13) | 1:01.05 (14) | 2,22 | |
| | | | | 21,81 (13) | 19,91 (12) | 13,40 (16) | | | |
| | | | | GS | | | 2:01.78 | 3,87 30 | |
| 14. | 19 | KAMMERLANDER Gerald | | 1.L 06.00 (18) | 28.04 (18) | 0:47.99 (17) | 1:01.17 (16) | 2,09 | |
| | | | | | 22,04 (18) | 19,95 (16) | 13,18 (7) | | |
| | | | | 2.L 05.88 (6) | 27.79 (16) | 0:47.74 (15) | 1:00.77 (12) | 1,94 | |
| | | | | 21,91 (17) | 19,95 (14) | 13,03 (3) | | | |
| | | | | GS | | | 2:01.94 | 4,03 28 | |
| 15. | 3 | BUKIN Gregori | | 1.L 05.92 (9) | 27.76 (16) | 0:47.51 (14) | 1:00.96 (15) | 1,88 | |
| | | | | | 21,84 (16) | 19,75 (11) | 13,45 (16) | | |
| | | | | 2.L 05.94 (13) | 27.75 (15) | 0:47.67 (14) | 1:01.08 (15) | 2,25 | |
| | | | | 21,81 (16) | 19,92 (13) | 13,41 (17) | | | |
| | | | | GS | | | 2:02.04 | 4,13 26 | |

16.02.2012

NOVOURALSK (RUS)

Seite/Page 2 von/from 4

RODELAUSWERTUNGSPROGRAMM V 2012 © MALL Karl
www.sportedv.com

Lizenz : Fédération Internationale de Luge de Course (FIL)

www.fil-luge.org

Zeitmessung: RUS
Auswertung : MALL Karl





WÜRZ ENERGY WÜRZ WELTCUP

RENNRODELN auf NATURBAHN 2011/12

NOVOURALSK (RUS)

Einsitzer HERREN - singles MEN

Offizielles Ergebnis - Official Results



| Rng Rnk | Stn. Stn. | Teilnehmer Competitor | Nat Nat | Zwischen- und Sequenzzeiten Intermediate and sequence times | | | Zielzeit Fin.time | Diff Diff |
|------------|--------------|--------------------------|------------|--|------------|--------------|----------------------|--------------|
| 16. | 26 | BATKOWSKI Robert | | 1.L 05.90 (6) | 27.74 (14) | 0:47.64 (15) | 1:00.90(14) | 1,82 |
| | | | | | 21,84 (14) | 19,90 (15) | 13,26 (9) | |
| | | | | 2.L 05.98 (16) | 27.93 (18) | 0:48.07 (18) | 1:01.34(17) | 2,51 |
| | | | 21,95 (19) | 20,14 (18) | 13,27 (13) | | | |
| GS | | | | | | | 2:02.24 | 4,33 25 |
| 17. | 24 | KAMMERLANDER Thomas | | 1.L 05.86 (2) | 27.48 (9) | 0:47.69 (16) | 1:01.27(17) | 2,19 |
| | | | | | 21,62 (10) | 20,21 (21) | 13,58 (22) | |
| | | | | 2.L 05.82 (2) | 27.63 (10) | 0:47.92 (16) | 1:01.23(16) | 2,40 |
| | | | 21,81 (13) | 20,29 (21) | 13,31 (14) | | | |
| GS | | | | | | | 2:02.50 | 4,59 24 |
| 18. | 16 | KIERSPEL Bjoern | | 1.L 05.99 (16) | 27.99 (17) | 0:48.17 (18) | 1:01.68(18) | 2,60 |
| | | | | | 22,00 (17) | 20,18 (20) | 13,51 (19) | |
| | | | | 2.L 06.03 (20) | 28.06 (20) | 0:48.21 (20) | 1:01.37(19) | 2,54 |
| | | | 22,03 (21) | 20,15 (19) | 13,16 (9) | | | |
| GS | | | | | | | 2:03.05 | 5,14 23 |
| 19. | 17 | WANICZEK Damian | | 1.L 06.03 (20) | 28.10 (19) | 0:48.24 (19) | 1:01.72(19) | 2,64 |
| | | | | | 22,07 (19) | 20,14 (18) | 13,48 (18) | |
| | | | | 2.L 06.04 (21) | 27.95 (19) | 0:47.93 (17) | 1:01.34(17) | 2,51 |
| | | | 21,91 (17) | 19,98 (16) | 13,41 (18) | | | |
| GS | | | | | | | 2:03.06 | 5,15 22 |
| 20. | 14 | NEMC Matic | | 1.L 06.11 (24) | 28.27 (21) | 0:48.34 (20) | 1:01.92(20) | 2,84 |
| | | | | | 22,16 (20) | 20,07 (17) | 13,58 (21) | |
| | | | | 2.L 06.12 (24) | 28.12 (21) | 0:48.19 (19) | 1:01.64(20) | 2,81 |
| | | | 22,00 (20) | 20,07 (17) | 13,45 (20) | | | |
| GS | | | | | | | 2:03.56 | 5,65 21 |
| 21. | 18 | GRAUSAM Marcus | | 1.L 06.00 (18) | 28.23 (20) | 0:48.74 (22) | 1:02.21(21) | 3,13 |
| | | | | | 22,23 (21) | 20,51 (22) | 13,47 (17) | |
| | | | | 2.L 06.09 (23) | 27.80 (17) | 0:48.58 (22) | 1:02.09(22) | 3,26 |
| | | | 21,71 (12) | 20,78 (24) | 13,51 (22) | | | |
| GS | | | | | | | 2:04.30 | 6,39 20 |
| 22. | 11 | WICHAN Christian | | 1.L 06.08 (23) | 28.46 (22) | 0:48.62 (21) | 1:02.51(22) | 3,43 |
| | | | | | 22,38 (23) | 20,16 (19) | 13,89 (25) | |
| | | | | 2.L 06.07 (22) | 28.23 (22) | 0:48.46 (21) | 1:02.02(21) | 3,19 |
| | | | 22,16 (22) | 20,23 (20) | 13,56 (23) | | | |
| GS | | | | | | | 2:04.53 | 6,62 19 |
| 23. | 13 | MEGLIC Miha | | 1.L 06.26 (27) | 28.54 (23) | 0:49.13 (23) | 1:02.88(23) | 3,80 |
| | | | | | 22,28 (22) | 20,59 (23) | 13,75 (24) | |
| | | | | 2.L 06.28 (28) | 28.46 (23) | 0:49.14 (23) | 1:03.08(23) | 4,25 |
| | | | 22,18 (23) | 20,68 (23) | 13,94 (26) | | | |
| GS | | | | | | | 2:05.96 | 8,05 18 |
| 24. | 12 | LASZCZAK Andrzej | | 1.L 06.17 (25) | 28.76 (24) | 0:49.46 (24) | 1:03.51(24) | 4,43 |
| | | | | | 22,59 (24) | 20,70 (24) | 14,05 (26) | |
| | | | | 2.L 06.13 (25) | 28.96 (24) | 0:49.58 (24) | 1:03.41(24) | 4,58 |
| | | | 22,83 (24) | 20,62 (22) | 13,83 (25) | | | |
| GS | | | | | | | 2:06.92 | 9,01 17 |

16.02.2012

NOVOURALSK (RUS)

Seite/Page 3 von/from 4

RODELAUSWERTUNGSPROGRAMM V 2012 © MALL Karl
www.sportedv.com

Lizenz : Fédération Internationale de Luge de Course (FIL)

www.fil-luge.org

Zeitmessung: RUS
Auswertung : MALL Karl





WÜRZ ENERGY WELTCUP







RENNRODELN auf NATURBAHN 2011/12

NOVOURALSK (RUS)

Einsitzer HERREN - singles MEN

Offizielles Ergebnis - Official Results



| Rng Rnk | Stn. Stn. | Teilnehmer Competitor | Nat Nat | Zwischen- und Sequenzzeiten Intermediate and sequence times | | | Zielzeit Fin.time | Diff Diff | |
|------------|--------------|--------------------------|--|--|------------|--------------|----------------------|-----------------|-------------|
| 25. | 8 | TOLOPKO Andrii |  UKR | 1.L 05.99 (16) | 29.21 (25) | 0:50.76 (26) | 1:04.50 (26) | 5,42 | |
| | | | | | 23,22 (25) | 21,55 (26) | | | 13,74 (23) |
| | | | | 2.L 05.99 (17) | 29.55 (26) | 0:50.57 (25) | | | 1:04.07(25) |
| | | | | 23,56 (26) | 21,02 (25) | 13,50 (21) | | | |
| | | | | GS | | | 2:08.57 | 10,66 16 | |
| 26. | 10 | HUZNER Maryan |  UKR | 1.L 05.98 (15) | 29.39 (26) | 0:50.73 (25) | 1:04.26 (25) | 5,18 | |
| | | | | | 23,41 (26) | 21,34 (25) | | | 13,53 (20) |
| | | | | 2.L 05.99 (17) | 29.27 (25) | 0:51.97 (26) | | | 1:05.59(26) |
| | | | | 23,28 (25) | 22,70 (26) | 13,62 (24) | | | |
| | | | | GS | | | 2:09.85 | 11,94 15 | |
| 27. | 4 | GREER Ian |  GBR | 1.L 06.27 (28) | 33.33 (28) | 0:57.99 (27) | 1:13.63 (27) | 14,55 | |
| | | | | | 27,06 (28) | 24,66 (27) | | | 15,64 (27) |
| | | | | 2.L 06.21 (26) | 32.59 (28) | 0:56.54 (27) | | | 1:11.73(27) |
| | | | | 26,38 (28) | 23,95 (27) | 15,19 (28) | | | |
| | | | | GS | | | 2:25.36 | 27,45 14 | |
| 28. | 1 | GUEZELOGLU Isa |  TUR | 1.L 06.27 (28) | 32.73 (27) | 0:58.65 (29) | 1:14.32 (28) | 15,24 | |
| | | | | | 26,46 (27) | 25,92 (29) | | | 15,67 (28) |
| | | | | 2.L 06.36 (29) | 32.47 (27) | 0:57.07 (28) | | | 1:12.46(28) |
| | | | | 26,11 (27) | 24,60 (28) | 15,39 (29) | | | |
| | | | | GS | | | 2:26.78 | 28,87 13 | |
| 29. | 5 | SEVIM Yasin |  TUR | 1.L 06.22 (26) | 33.53 (29) | 0:58.39 (28) | 1:15.47 (29) | 16,39 | |
| | | | | | 27,31 (29) | 24,86 (28) | | | 17,08 (30) |
| | | | | 2.L 06.27 (27) | 34.01 (29) | 0:59.00 (29) | | | 1:16.57(29) |
| | | | | 27,74 (29) | 24,99 (29) | 17,57 (30) | | | |
| | | | | GS | | | 2:32.04 | 34,13 12 | |
| 30. | 2 | VICKERY Mark |  GBR | 1.L 06.42 (30) | 35.67 (30) | 1:03.92 (30) | 1:19.69 (30) | 20,61 | |
| | | | | | 29,25 (30) | 28,25 (30) | | | 15,77 (29) |
| | | | | 2.L 06.36 (29) | 34.73 (30) | 1:04.28 (30) | | | 1:19.42(30) |
| | | | | 28,37 (30) | 29,55 (30) | 15,14 (27) | | | |
| | | | | GS | | | 2:39.11 | 41,20 11 | |

Bewerbsstatistik:

Gemeldete Teilnehmer: 30
 nicht in der Wertung:
 Gewertete Teilnehmer: 30

Für die Richtigkeit - Certified correct

Rennleiter:
 NIEDERMAIR Roland / ITA

Juryvorsitzender:
 WURZER Herbert / AUT

16.02.2012

NOVOURALSK (RUS)

Seite/Page 4 von/from 4

RODELAUSWERTUNGSPROGRAMM V 2012 © MALL Karl
 www.sportedv.com

Lizenz : Fédération Internationale de Luge de Course (FIL)

www.fil-luge.org

Zeitmessung: RUS
 Auswertung : MALL Karl

