



WÜRZ ENERGY WELTCUP

RENNRODELN auf NATURBAHN 2011/12

OLANG / VALDAORA

13.01. bis 15.01.2012



Rennkomitee - racing committee

Technische Daten - Technical Specifications

FIL-Delegierter-Representative FIL : WURZER Herbert
 Jury-Vorsitzender : ROWOLD Oliver GER
 Jury : SCHILLER Heinz AUT
 Jury : VOLGGER Günther ITA
 Tech.Delegierter - Tech.Delegate : PLONER Josef ITA
 Rennleiter - Racing Director : NIEDERMAIR Roland ITA
 Startleiter - Starting Controller : INNERBICHLER Paul ITA
 Zielleiter - Finish Controller : KÜNIG Georg ITA
 Bahnchef - Chief of track : LANER O. / TÖCHTERLE E. ITA







RODELBAHN PANORAMA

Start, Seehöhe - Start, altitude : 1.223 m
 Ziel, Seehöhe - Finish, altitude : 1.105 m
 Höhenunterschied - difference of altitude : 118 m
 Streckenlänge - length of course : 1.009 m
 durchschnittliches Gefälle - Average gap : 11,77 %

ASC Olang/Valdaora

DOPPEL - DOUBLES

Offizielles Ergebnis - Official Results

| Rng Rnk | Stn. Stn. | Teilnehmer Competitor | Nat Nat | Zwischen- und Sequenzzeiten Intermediate and sequence times | | | | | | Zielzeit Fin.time | Diff Diff | Pkt Pts |
|------------|--------------|--|------------|--|------------|-----------|-----------|-------------|--------------------|----------------------|--------------|------------|
| 1. | 15 | PORSHNEV Pavel LAZAREV Ivan  | RUS | 1.L | 04.75 (5) | 22.57 (9) | 33.59 (4) | 0:59.57 (6) | 1:12.09 (1) | 0,00 | | |
| | | | | | | 17,82 (9) | 11,02 (1) | 25,98 (3) | 12,52 (1) | | | |
| | | | | 2.L | 04.71 (2) | 22.05 (1) | 33.14 (2) | 0:59.10 (2) | 1:11.69 (2) | 0,01 | | |
| | | | | 17,34 (1) | 11,09 (2) | 25,96 (2) | 12,59 (1) | | | | | |
| | | | | GS | | | | | 2:23.78 | 0,00 | 100 | |
| 2. | 16 | PIGNETER Patrick CLARA Florian  | ITA | 1.L | 04.74 (4) | 22.00 (1) | 33.43 (2) | 0:59.52 (3) | 1:12.18 (2) | 0,09 | | |
| | | | | | | 17,26 (1) | 11,43 (8) | 26,09 (6) | 12,66 (2) | | | |
| | | | | 2.L | 04.77 (5) | 22.22 (2) | 33.13 (1) | 0:58.97 (1) | 1:11.68 (1) | 0,00 | | |
| | | | | 17,45 (3) | 10,91 (1) | 25,84 (1) | 12,71 (2) | | | | | |
| | | | | GS | | | | | 2:23.86 | 0,08 | 85 | |
| 3. | 14 | SCHATZ Christian MUEHLBACHER Gerhard  | AUT | 1.L | 04.76 (8) | 22.43 (4) | 33.62 (6) | 0:59.56 (4) | 1:12.24 (4) | 0,15 | | |
| | | | | | | 17,67 (4) | 11,19 (3) | 25,94 (1) | 12,68 (3) | | | |
| | | | | 2.L | 04.78 (9) | 22.22 (2) | 33.49 (3) | 0:59.63 (3) | 1:12.48 (3) | 0,80 | | |
| | | | | 17,44 (2) | 11,27 (4) | 26,14 (5) | 12,85 (6) | | | | | |
| | | | | GS | | | | | 2:24.72 | 0,94 | 70 | |
| 4. | 12 | LASZCZAK Andrzej WANICZEK Damian  | POL | 1.L | 04.79 (11) | 22.24 (3) | 33.43 (2) | 0:59.46 (1) | 1:12.19 (3) | 0,10 | | |
| | | | | | | 17,45 (3) | 11,19 (4) | 26,03 (4) | 12,73 (4) | | | |
| | | | | 2.L | 04.75 (3) | 22.48 (6) | 33.77 (5) | 0:59.96 (6) | 1:12.84 (5) | 1,16 | | |
| | | | | 17,73 (5) | 11,29 (5) | 26,19 (7) | 12,88 (7) | | | | | |
| | | | | GS | | | | | 2:25.03 | 1,25 | 60 | |
| 5. | 10 | KIERSPEL Bjoern WICHAN Christian  | GER | 1.L | 04.73 (3) | 22.09 (2) | 33.40 (1) | 0:59.48 (2) | 1:12.40 (5) | 0,31 | | |
| | | | | | | 17,36 (2) | 11,31 (7) | 26,08 (5) | 12,92 (9) | | | |
| | | | | 2.L | 04.75 (3) | 22.29 (4) | 33.77 (5) | 0:59.87 (4) | 1:12.81 (4) | 1,13 | | |
| | | | | 17,54 (4) | 11,48 (10) | 26,10 (4) | 12,94 (8) | | | | | |
| | | | | GS | | | | | 2:25.21 | 1,43 | 55 | |
| 6. | 9 | CLARA Hannes GRUBER Stefan  | ITA | 1.L | 04.72 (2) | 22.47 (7) | 33.59 (4) | 0:59.56 (4) | 1:12.40 (5) | 0,31 | | |
| | | | | | | 17,75 (6) | 11,12 (2) | 25,97 (2) | 12,84 (6) | | | |
| | | | | 2.L | 04.78 (9) | 22.57 (9) | 33.94 (9) | 1:00.02 (7) | 1:12.86 (6) | 1,18 | | |
| | | | | 17,79 (9) | 11,37 (8) | 26,08 (3) | 12,84 (3) | | | | | |
| | | | | GS | | | | | 2:25.26 | 1,48 | 50 | |

14.01.2012

OLANG / VALDAORA

Seite/Page 1 von/from 2

RODELAUSWERTUNGSPROGRAMM V 2012 © MALL Karl
www.sportedv.com

Lizenz : Fédération Internationale de Luge de Course (FIL)

Zeitmessung : F.I.C.r BOLZANO
Auswertung : MALL Karl

www.fil-luge.org





WÜRZ ENERGY WELTCUP

RENNRODELN auf NATURBAHN 2011/12

OLANG / VALDAORA

DOPPEL - DOUBLES

Offizielles Ergebnis - Official Results



| Rng Rnk | Stn. Stn. | Teilnehmer Competitor | Nat Nat | Zwischen- und Sequenzzeiten Intermediate and sequence times | | | | Zielzeit Fin.time | Diff Diff | Pkt Pts | | |
|------------|--------------|---|------------|--|--|------------|------------|----------------------|---------------------|------------|-----------------|--|
| 7. | 11 | SCHOPF Thomas SCHÖPF Andreas  | AUT | 1.L | 04.75 (5) | 22.44 (5) | 33.69 (7) | 0:59.79 (7) | 1:12.59 (7) | 0,50 | | |
| | | | | | | 17,69 (5) | 11,25 (5) | 26,10 (7) | 12,80 (5) | | | |
| | | | | 2.L | 04.77 (5) | 22.55 (8) | 33.90 (8) | 1:00.09 (8) | 1:12.94 (8) | 1,26 | | |
| | | | | 17,78 (8) | 11,35 (6) | 26,19 (8) | 12,85 (4) | | | | | |
| | | | | GS | | | | 2:25.53 | 1,75 | 46 | | |
| 8. | 13 | SCHOPF Christian SCHOPF Andreas  | AUT | 1.L | 04.66 (1) | 22.45 (6) | 33.73 (8) | 0:59.85 (8) | 1:12.74 (8) | 0,65 | | |
| | | | | | | 17,79 (8) | 11,28 (6) | 26,12 (8) | 12,89 (7) | | | |
| | | | | 2.L | 04.70 (1) | 22.47 (5) | 33.69 (4) | 0:59.90 (5) | 1:12.87 (7) | 1,19 | | |
| | | | | 17,77 (7) | 11,22 (3) | 26,21 (9) | 12,97 (10) | | | | | |
| | | | | GS | | | | 2:25.61 | 1,83 | 42 | | |
| 9. | 3 | REGENSBURGER Christoph HOLZKNECHT Dominik  | AUT | 1.L | 04.76 (8) | 22.51 (8) | 34.04 (9) | 1:00.38 (9) | 1:13.35 (9) | 1,26 | | |
| | | | | | | 17,75 (6) | 11,53 (10) | 26,34 (9) | 12,97 (10) | | | |
| | | | | 2.L | 04.77 (5) | 22.70 (11) | 34.20 (11) | 1:00.34 (10) | 1:13.19 (10) | 1,51 | | |
| | | | | 17,93 (11) | 11,50 (11) | 26,14 (5) | 12,85 (4) | | | | | |
| | | | | GS | | | | 2:26.54 | 2,76 | 39 | | |
| 10. | 7 | EGOROV Aleksandr POPOV Petr  | RUS | 1.L | 04.75 (5) | 22.72 (10) | 34.30 (10) | 1:00.89 (10) | 1:13.81 (10) | 1,72 | | |
| | | | | | | 17,97 (10) | 11,58 (11) | 26,59 (11) | 12,92 (8) | | | |
| | | | | 2.L | 04.77 (5) | 22.53 (7) | 33.89 (7) | 1:00.10 (9) | 1:13.07 (9) | 1,39 | | |
| | | | | 17,76 (6) | 11,36 (7) | 26,21 (9) | 12,97 (9) | | | | | |
| | | | | GS | | | | 2:26.88 | 3,10 | 36 | | |
| 11. | 8 | KOVSHIK Stanislav RODIN Ivan  | RUS | 1.L | 04.76 (8) | 22.94 (11) | 34.43 (11) | 1:00.95 (11) | 1:14.08 (11) | 1,99 | | |
| | | | | | | 18,18 (11) | 11,49 (9) | 26,52 (10) | 13,13 (11) | | | |
| | | | | 2.L | 04.81 (11) | 22.64 (10) | 34.11 (10) | 1:00.44 (11) | 1:13.48 (11) | 1,80 | | |
| | | | | 17,83 (10) | 11,47 (9) | 26,33 (11) | 13,04 (11) | | | | | |
| | | | | GS | | | | 2:27.56 | 3,78 | 34 | | |
| 12. | 6 | BOTZEV Galabin SAVOV Petar  | BUL | 1.L | 04.88 (13) | 24.06 (12) | 36.56 (12) | 1:04.86 (12) | 1:19.24 (12) | 7,15 | | |
| | | | | | | 19,18 (12) | 12,50 (12) | 28,30 (12) | 14,38 (12) | | | |
| | | | | 2.L | 04.83 (12) | 23.62 (12) | 35.94 (12) | 1:03.73 (12) | 1:17.93 (12) | 6,25 | | |
| | | | | 18,79 (12) | 12,32 (12) | 27,79 (12) | 14,20 (12) | | | | | |
| | | | | GS | | | | 2:37.17 | 13,39 | 32 | | |
| 13. | 5 | HUZNER Marian TOLOPKO Andrii  | UKR | 1.L | 04.82 (12) | 24.96 (13) | 38.25 (13) | 1:07.47 (13) | 1:22.51 (13) | 10,42 | | |
| | | | | | | 20,14 (13) | 13,29 (13) | 29,22 (13) | 15,04 (13) | | | |
| | | | | 2.L | 04.90 (13) | 25.55 (13) | 38.95 (13) | 1:08.56 (13) | 1:23.37 (13) | 11,69 | | |
| | | | | 20,65 (13) | 13,40 (13) | 29,61 (13) | 14,81 (13) | | | | | |
| | | | | GS | | | | 2:45.88 | 22,10 | 30 | | |
| | | | | 4 | MOROSAN Bogdan FILIMON Adrian | ROU | 1. 2. | 0:05.44 0:27.53 | 0:42.08 | 1:34.01 | N.A.S 2L | |

Bewerbsstatistik:

Gemeldete Teilnehmer: 14
Ausgeschiedene Teilnehmer: 1
Gewertete Teilnehmer: 14

Für die Richtigkeit - Certified correct

Juryvorsitzender:
ROWOLD Oliver / GER

Rennleiter:
NIEDERMAIR Roland / ITA

14.01.2012

OLANG / VALDAORA

Seite/Page 2 von/from 2

RODELAUSWERTUNGSPROGRAMM V 2012 © MALL Karl
www.sportedv.com

Lizenz : Fédération Internationale de Luge de Course (FIL)

Zeitmessung: F.I.C.r BOLZANO
Auswertung : MALL Karl

www.fil-luge.org

