








Einsitzer DAMEN - singles WOMEN

Offizielles Ergebnis - Official Results

Rng Rnk	Stn. Bib	Teilnehmer Competitor	Nat Nat	Zwischen- und Sequenzzeiten Intermediate and sequence times			Zielzeit Finish time	Diff Diff	Pkt Pts
1.	32	*LAVRENTYEVA Ekaterina	 RUS	1.L 12.01 (1)	31.26 (1)	0:47.94 (1)	1:15.35 (1)	0,00	
					19,25 (1)	16,68 (2)	27,41 (1)		
				2.L 11.84 (1)	30.87 (1)	0:47.50 (2)	1:14.96 (1)	0,00	
				19,03 (1)	16,63 (2)	27,46 (1)			
				GS			2:30.31	0,00	100
2.	9	SCHWARZ Melanie	 ITA	1.L 12.13 (5)	31.38 (3)	0:47.98 (2)	1:15.50 (2)	0,15	
					19,25 (1)	16,60 (1)	27,52 (3)		
				2.L 11.99 (2)	31.11 (2)	0:47.45 (1)	1:15.12 (2)	0,16	
				19,12 (2)	16,34 (1)	27,67 (5)			
				GS			2:30.62	0,31	85
3.	31	*UNTERBERGER Tina	 AUT	1.L 12.11 (2)	31.45 (4)	0:48.41 (4)	1:15.89 (3)	0,54	
					19,34 (4)	16,96 (4)	27,48 (2)		
				2.L 12.15 (5)	31.50 (4)	0:48.23 (4)	1:15.83 (3)	0,87	
				19,35 (6)	16,73 (3)	27,60 (3)			
				GS			2:31.72	1,41	70
4.	30	*LANTHALER Evelin	 ITA	1.L 12.11 (2)	31.57 (5)	0:48.58 (5)	1:16.56 (7)	1,21	
					19,46 (7)	17,01 (5)	27,98 (7)		
				2.L 12.08 (3)	31.36 (3)	0:48.22 (3)	1:15.87 (4)	0,91	
				19,28 (3)	16,86 (4)	27,65 (4)			
				GS			2:32.43	2,12	60
5.	29	*AKSENEKO Liudmila	 RUS	1.L 12.22 (6)	31.68 (6)	0:48.93 (6)	1:16.47 (5)	1,12	
					19,46 (7)	17,25 (7)	27,54 (5)		
				2.L 12.13 (4)	31.80 (7)	0:49.16 (7)	1:16.65 (5)	1,69	
				19,67 (8)	17,36 (8)	27,49 (2)			
				GS			2:33.12	2,81	55
6.	20	MAURER Michaela	 GER	1.L 12.11 (2)	31.36 (2)	0:48.19 (3)	1:16.28 (4)	0,93	
					19,25 (1)	16,83 (3)	28,09 (9)		
				2.L 12.23 (6)	31.57 (5)	0:48.92 (5)	1:17.20 (6)	2,24	
				19,34 (5)	17,35 (7)	28,28 (7)			
				GS			2:33.48	3,17	50
7.	27	*GOETSCHL Christina	 AUT	1.L 12.26 (7)	32.18 (10)	0:49.73 (10)	1:17.81 (9)	2,46	
					19,92 (10)	17,55 (10)	28,08 (8)		
				2.L 12.24 (8)	31.88 (8)	0:49.82 (10)	1:18.07 (8)	3,11	
				19,64 (7)	17,94 (12)	28,25 (6)			
				GS			2:35.88	5,57	46
8.	3	DIEPOLD Michelle	 AUT	1.L 12.39 (10)	31.84 (8)	0:48.95 (7)	1:17.37 (8)	2,02	
					19,45 (5)	17,11 (6)	28,42 (10)		
				2.L 12.23 (6)	31.93 (9)	0:49.50 (9)	1:18.68 (10)	3,72	
				19,70 (9)	17,57 (9)	29,18 (13)			
				GS			2:36.05	5,74	42

Einsitzer DAMEN - singles WOMEN
Offizielles Ergebnis - Official Results

Rng Rnk	Stn. Bib	Teilnehmer Competitor	Nat Nat	Zwischen- und Sequenzzeiten Intermediate and sequence times				Zielzeit Finish time	Diff Diff	Pkt Pts
9.	22	MAURER Theresa	GER 	1.L 12.48 (12)	32.12 (9)	0:49.85 (11)	1:18.96 (13)	3,61		
				19,64 (9)	17,73 (11)	29,11 (15)				
				2.L 12.37 (10)	32.27 (11)	0:49.46 (8)	1:17.79 (7)	2,83		
				19,90 (12)	17,19 (5)	28,33 (9)				
				GS			2:36.75	6,44	39	
10.	25	*DRAGICEVIC Petra	SLO 	1.L 12.41 (11)	32.42 (12)	0:49.68 (9)	1:18.21 (10)	2,86		
				20,01 (11)	17,26 (8)	28,53 (11)				
				2.L 12.56 (12)	32.43 (12)	0:50.04 (12)	1:18.65 (9)	3,69		
				19,87 (11)	17,61 (10)	28,61 (11)				
				GS			2:36.86	6,55	36	
11.	24	*NIEMETZ Michaela	GER 	1.L 12.54 (13)	32.60 (13)	0:50.71 (13)	1:18.66 (11)	3,31		
				20,06 (13)	18,11 (13)	27,95 (6)				
				2.L 12.67 (13)	32.67 (13)	0:50.72 (13)	1:19.13 (12)	4,17		
				20,00 (13)	18,05 (13)	28,41 (10)				
				GS			2:37.79	7,48	34	
12.	17	MALEEVA Daria	RUS 	1.L 12.34 (9)	32.35 (11)	0:50.22 (12)	1:18.95 (12)	3,60		
				20,01 (11)	17,87 (12)	28,73 (13)				
				2.L 12.39 (11)	32.18 (10)	0:49.98 (11)	1:18.96 (11)	4,00		
				19,79 (10)	17,80 (11)	28,98 (12)				
				GS			2:37.91	7,60	32	
13.	21	*KRAVCHUK Svitlana	UKR 	1.L 12.83 (14)	33.42 (14)	0:52.24 (14)	1:20.80 (14)	5,45		
				20,59 (14)	18,82 (14)	28,56 (12)				
				2.L 13.33 (14)	34.40 (14)	0:53.22 (14)	1:21.55 (13)	6,59		
				21,07 (14)	18,82 (14)	28,33 (8)				
				GS			2:42.35	12,04	30	
14.	28	*PLANOETSCHER Carmen	ITA 	1.L 12.28 (8)	31.73 (7)	0:49.01 (8)	1:16.54 (6)	1,19		
				19,45 (6)	17,28 (9)	27,53 (4)				
				2.L 12.33 (9)	31.64 (6)	0:48.92 (5)	1:29.54 (15)	14,58		
				19,31 (4)	17,28 (6)	40,62 (15)				
				GS			2:46.08	15,77	28	
15.	19	*BAYRAK Asuman	TUR 	1.L 13.59 (15)	53.86 (15)	1:15.15 (15)	1:44.23 (15)	28,88		
				40,27 (15)	21,29 (15)	29,08 (14)				
				2.L 13.56 (15)	35.68 (15)	0:55.91 (15)	1:25.73 (14)	10,77		
				22,12 (15)	20,23 (15)	29,82 (14)				
				GS			3:09.96	39,65	26	

Bewerbsstatistik:

 Gemeldete Teilnehmer: 32
 nicht in der Wertung:
 Gewertete Teilnehmer: 15

Für die Richtigkeit - Certified correct

 Rennleiter:
 Erich BATKOWSKI / AUT

 Juryvorsitzender:
 Armin NIEDERMAIR / ITA

18.01.2014

 RODELAUSWERTUNGSPROGRAMM V 2013 © MALL Karl
 www.sportedv.com

 UMHAUSEN (AUT)
 Fédération Internationale de Luge de Course (FIL)
www.fil-luge.org

Seite/Page 2 von/from 2

 Zeitmessung: SPORTEDEV
 Auswertung: SPORTEDEV MALL Karl