






2015

Einsitzer HERREN - singles MEN

Offizielles Ergebnis - Official Results

Rng Rnk	Stn. Stn.	Teilnehmer Competitor	Nat Nat	Zwischen- und Sequenzzeiten Intermediate and sequence times				Zielzeit Fin.time	Diff Diff
1.	46	PIGNETER Patrick	ITA	1.L	03.39 (16)	22.32 (5)	0:43.05 (1)	1:10.45 (1)	
					18,93 (4)	20,73 (1)	27,40 (2)	0,00	
				2.L	03.31 (9)	22.68 (2)	0:44.09 (1)	1:13.46 (1)	
					19,37 (1)	21,41 (1)	29,37 (4)	0,00	
				3.L	03.31 (8)	22.50 (4)	0:43.79 (2)	1:11.97 (1)	
					19,19 (5)	21,29 (1)	28,18 (2)	0,00	
				GS				3:35.88	0,00
2.	45	GRUBER Alex	ITA	1.L	03.33 (12)	22.27 (4)	0:43.48 (5)	1:10.67 (2)	
					18,94 (5)	21,21 (7)	27,19 (1)	0,22	
				2.L	03.25 (4)	22.69 (3)	0:44.25 (3)	1:13.47 (2)	
					19,44 (3)	21,56 (3)	29,22 (2)	0,01	
				3.L	03.31 (8)	22.28 (2)	0:43.74 (1)	1:12.35 (2)	
					18,97 (3)	21,46 (3)	28,61 (7)	0,38	
				GS				3:36.49	0,61
3.	36	BREITENBERGER Floria	ITA	1.L	03.32 (8)	22.14 (2)	0:43.11 (2)	1:10.89 (4)	
					18,82 (2)	20,97 (2)	27,78 (9)	0,44	
				2.L	03.36 (11)	22.80 (5)	0:44.46 (4)	1:13.48 (3)	
					19,44 (3)	21,66 (4)	29,02 (1)	0,02	
				3.L	03.43 (15)	22.62 (5)	0:44.32 (7)	1:12.56 (6)	
					19,19 (5)	21,70 (9)	28,24 (3)	0,59	
				GS				3:36.93	1,05
4.	39	KAMMERLANDER Thoma	AUT	1.L	03.31 (7)	22.08 (1)	0:43.15 (3)	1:10.97 (5)	
					18,77 (1)	21,07 (5)	27,82 (10)	0,52	
				2.L	03.23 (1)	22.72 (4)	0:44.24 (2)	1:14.15 (6)	
					19,49 (5)	21,52 (2)	29,91 (7)	0,69	
				3.L	03.23 (4)	22.39 (3)	0:43.96 (4)	1:12.55 (5)	
					19,16 (4)	21,57 (5)	28,59 (6)	0,58	
				GS				3:37.67	1,79
5.	42	SCHEIKL Michael	AUT	1.L	03.17 (1)	22.23 (3)	0:43.69 (7)	1:11.29 (7)	
					19,06 (6)	21,46 (11)	27,60 (7)	0,84	
				2.L	03.26 (7)	22.83 (6)	0:44.58 (5)	1:14.06 (4)	
					19,57 (6)	21,75 (5)	29,48 (5)	0,60	
				3.L	03.21 (44)	22.67 (6)	0:43.99 (5)	1:12.43 (3)	
					19,46 (8)	21,32 (2)	28,44 (5)	0,46	
				GS				3:37.78	1,90
6.	44	CLARA Florian	ITA	1.L	03.41 (19)	22.33 (6)	0:43.35 (4)	1:10.84 (3)	
					18,92 (3)	21,02 (3)	27,49 (4)	0,39	
				2.L	03.43 (18)	23.03 (8)	0:44.84 (8)	1:14.42 (7)	
					19,60 (8)	21,81 (7)	29,58 (6)	0,96	
				3.L	03.46 (17)	22.19 (1)	0:43.85 (3)	1:12.54 (4)	
					18,73 (44)	21,66 (8)	28,69 (9)	0,57	
				GS				3:37.80	1,92

18.01.2015 12:23:49

St. Sebastian / AUT

Seite/Page 1 von/from 8

RODELAUSWERTUNGSPROGRAMM V 2015 © MALL Karl
www.sportedv.com

www.fil-luge.org

TIMING: Dieter Freudenthaler
DATA PROCESSING: SPORTEDEV MALL Karl

2015

Einsitzer HERREN - singles MEN

Offizielles Ergebnis - Official Results

Rng Rnk	Stn. Stn.	Teilnehmer Competitor	Nat Nat	Zwischen- und Sequenzzeiten Intermediate and sequence times				Zielzeit Fin.time	Diff Diff		
7.	43	BLASBICHLER Anton	ITA	1.L	03.33 (12)	22.68 (10)	0:43.80 (8)	1:11.26 (6)	0,81		
					19,35 (10)	21,12 (6)	27,46 (3)				
				2.L	03.37 (12)	22.95 (7)	0:44.74 (6)			1:14.06 (4)	0,60
					19,58 (7)	21,79 (6)	29,32 (3)				
	3.L	03.47 (19)	23.00 (11)	0:44.64 (9)	1:12.70 (7)	0,73					
				19,53 (9)	21,64 (7)	28,06 (1)					
		GS					3:38.02	2,14			
8.	31	GLATZL Florian	AUT	1.L	03.29 (6)	22.63 (9)	0:44.26 (12)	1:11.79 (9)	1,34		
					19,34 (8)	21,63 (13)	27,53 (5)				
				2.L	03.25 (4)	22.62 (1)	0:44.74 (6)			1:14.71 (8)	1,25
					19,37 (1)	22,12 (10)	29,97 (8)				
	3.L	03.34 (12)	22.91 (9)	0:44.61 (8)	1:13.34 (9)	1,37					
				19,57 (11)	21,70 (9)	28,73 (10)					
		GS					3:39.84	3,96			
9.	38	KOVSHIK Stanislav	RUS	1.L	03.23 (3)	22.57 (8)	0:43.63 (6)	1:11.69 (8)	1,24		
					19,34 (8)	21,06 (4)	28,06 (12)				
				2.L	03.25 (4)	23.21 (12)	0:45.31 (9)			1:15.51 (9)	2,05
					19,96 (12)	22,10 (9)	30,20 (9)				
	3.L	03.26 (6)	22.69 (7)	0:44.21 (6)	1:12.85 (8)	0,88					
				19,43 (7)	21,52 (4)	28,64 (8)					
		GS					3:40.05	4,17			
10.	30	NEURAUTER Bernd	AUT	1.L	03.22 (2)	22.82 (13)	0:44.18 (10)	1:11.89 (10)	1,44		
					19,60 (13)	21,36 (8)	27,71 (8)				
				2.L	03.24 (2)	23.08 (9)	0:45.49 (12)			1:15.73 (11)	2,27
					19,84 (10)	22,41 (15)	30,24 (10)				
	3.L	03.24 (5)	22.92 (10)	0:45.08 (14)	1:13.45 (10)	1,48					
				19,68 (13)	22,16 (16)	28,37 (4)					
		GS					3:41.07	5,19			
11.	40	SCHOPF Thomas	AUT	1.L	03.32 (8)	22.41 (7)	0:44.02 (9)	1:11.89 (10)	1,44		
					19,09 (7)	21,61 (12)	27,87 (11)				
				2.L	03.41 (16)	23.11 (10)	0:45.36 (10)			1:15.72 (10)	2,26
					19,70 (9)	22,25 (12)	30,36 (12)				
	3.L	03.26 (6)	22.81 (8)	0:44.86 (11)	1:13.73 (12)	1,76					
				19,55 (10)	22,05 (15)	28,87 (13)					
		GS					3:41.34	5,46			
12.	34	EGOROV Aleksandr	RUS	1.L	03.32 (8)	22.77 (11)	0:44.21 (11)	1:12.70 (14)	2,25		
					19,45 (11)	21,44 (10)	28,49 (15)				
				2.L	03.31 (9)	23.18 (11)	0:45.39 (11)			1:16.73 (14)	3,27
					19,87 (11)	22,21 (11)	31,34 (18)				
	3.L	03.31 (8)	23.15 (15)	0:44.76 (10)	1:13.55 (11)	1,58					
				19,84 (14)	21,61 (6)	28,79 (12)					
		GS					3:42.98	7,10			

2015

Einsitzer HERREN - singles MEN

Offizielles Ergebnis - Official Results

Rng Rnk	Stn. Stn.	Teilnehmer Competitor	Nat Nat	Zwischen- und Sequenzzeiten Intermediate and sequence times				Zielzeit Fin.time	Diff Diff		
13.	15	MARKT FLORIAN	AUT	1.L	03.37 (14)	23.23 (15)	0:44.86 (15)	1:12.46 (12)	2,01		
					19,86 (15)	21,63 (13)	27,60 (6)				
				2.L	03.42 (17)	23.46 (14)	0:45.93 (14)			1:16.79 (15)	3,33
					20,04 (14)	22,47 (16)	30,86 (16)				
3.L	03.38 (13)	23.00 (11)	0:45.20 (15)	1:14.10 (15)	2,13						
	19,62 (12)	22,20 (17)	28,90 (14)								
GS							3:43.35	7,47			
14.	37	TALIKH Juri	RUS	1.L	03.27 (5)	22.79 (12)	0:44.47 (14)	1:12.89 (15)	2,44		
					19,52 (12)	21,68 (15)	28,42 (14)				
				2.L	03.27 (8)	23.29 (13)	0:45.64 (13)			1:17.55 (16)	4,09
					20,02 (13)	22,35 (14)	31,91 (24)				
3.L	03.32 (11)	23.35 (16)	0:45.31 (16)	1:14.78 (16)	2,81						
	20,03 (17)	21,96 (14)	29,47 (17)								
GS							3:45.22	9,34			
15.	27	JEDRZEJKO Adam	POL	1.L	03.32 (8)	22.99 (14)	0:44.37 (13)	1:12.60 (13)	2,15		
					19,67 (14)	21,38 (9)	28,23 (13)				
				2.L	03.40 (15)	23.75 (15)	0:46.23 (17)			1:18.61 (18)	5,15
					20,35 (16)	22,48 (17)	32,38 (30)				
3.L	03.42 (14)	23.60 (18)	0:45.55 (17)	1:14.99 (17)	3,02						
	20,18 (20)	21,95 (12)	29,44 (16)								
GS							3:46.20	10,32			
16.	35	BUKIN Gregori	RUS	1.L	03.26 (4)	23.33 (16)	0:46.35 (21)	1:16.13 (21)	5,68		
					20,07 (18)	23,02 (26)	29,78 (22)				
				2.L	03.24 (2)	23.79 (16)	0:46.05 (16)			1:16.71 (13)	3,25
					20,55 (17)	22,26 (13)	30,66 (13)				
3.L	03.21 (44)	23.05 (13)	0:44.99 (12)	1:13.76 (13)	1,79						
	19,84 (14)	21,94 (11)	28,77 (11)								
GS							3:46.60	10,72			
17.	41	MAURER Georg	GER	1.L	03.38 (15)	23.70 (21)	0:45.80 (18)	1:16.49 (22)	6,04		
					20,32 (21)	22,10 (19)	30,69 (30)				
				2.L	03.38 (13)	23.94 (18)	0:46.04 (15)			1:16.33 (12)	2,87
					20,56 (18)	22,10 (8)	30,29 (11)				
3.L	(44)	23.05 (13)	0:45.00 (13)	1:13.92 (14)	1,95						
	(44)	21,95 (13)	28,92 (15)								
GS							3:46.74	10,86			
18.	33	MEGLIC Miha	SLO	1.L	03.50 (25)	23.68 (20)	0:45.95 (19)	1:15.15 (17)	4,70		
					20,18 (19)	22,27 (21)	29,20 (18)				
				2.L	03.48 (24)	24.16 (20)	0:47.30 (20)			1:18.03 (17)	4,57
					20,68 (20)	23,14 (20)	30,73 (14)				
3.L	03.57 (27)	23.72 (20)	0:46.16 (20)	1:15.89 (19)	3,92						
	20,15 (19)	22,44 (21)	29,73 (19)								
GS							3:49.07	13,19			

2015

Einsitzer HERREN - singles MEN

Offizielles Ergebnis - Official Results

Rng Rnk	Stn. Stn.	Teilnehmer Competitor	Nat Nat	Zwischen- und Sequenzzeiten Intermediate and sequence times				Zielzeit Fin.time	Diff Diff		
19.	23	WANICZEK Damian	POL	1.L	03.40 (18)	23.39 (17)	0:45.11 (16)	1:15.04 (16)	4,59		
					19,99 (17)	21,72 (16)	29,93 (26)				
				2.L	03.51 (28)	23.81 (17)	0:46.59 (18)			1:19.59 (20)	6,13
					20,30 (15)	22,78 (19)	33,00 (32)				
	3.L	03.50 (21)	23.39 (17)	0:45.61 (18)	1:15.96 (20)	3,99					
				19,89 (16)	22,22 (18)	30,35 (26)					
			GS				3:50.59	14,71			
20.	24	SAVOV Petar	BUL	1.L	03.39 (16)	23.65 (19)	0:45.74 (17)	1:15.53 (18)	5,08		
					20,26 (20)	22,09 (18)	29,79 (23)				
				2.L	03.46 (22)	24.35 (22)	0:47.92 (21)			1:19.62 (22)	6,16
					20,89 (23)	23,57 (22)	31,70 (22)				
	3.L	03.52 (23)	23.78 (21)	0:46.45 (22)	1:16.31 (22)	4,34					
				20,26 (21)	22,67 (22)	29,86 (20)					
			GS				3:51.46	15,58			
21.	32	SCHMELZER Marius	GER	1.L	03.52 (26)	24.09 (22)	0:46.77 (22)	1:15.93 (20)	5,48		
					20,57 (22)	22,68 (22)	29,16 (17)				
				2.L	03.39 (14)	24.04 (19)	0:47.27 (19)			1:19.20 (19)	5,74
					20,65 (19)	23,23 (21)	31,93 (25)				
	3.L	03.52 (23)	24.26 (24)	0:47.18 (24)	1:17.34 (24)	5,37					
				20,74 (24)	22,92 (23)	30,16 (24)					
			GS				3:52.47	16,59			
22.	26	WICHAN Christian	GER	1.L	03.46 (21)	27.51 (35)	0:49.60 (32)	1:18.33 (27)	7,88		
					24,05 (35)	22,09 (17)	28,73 (16)				
				2.L	03.51 (28)	25.81 (32)	0:48.51 (22)			1:19.59 (20)	6,13
					22,30 (32)	22,70 (18)	31,08 (17)				
	3.L	03.49 (20)	23.88 (23)	0:46.25 (21)	1:15.88 (18)	3,91					
				20,39 (22)	22,37 (20)	29,63 (18)					
			GS				3:53.80	17,92			
23.	18	LESLIE Jack	NZL	1.L	03.55 (30)	25.89 (32)	0:48.07 (26)	1:17.59 (25)	7,14		
					22,34 (33)	22,18 (20)	29,52 (19)				
				2.L	03.44 (19)	24.29 (21)	0:48.79 (25)			1:20.66 (24)	7,20
					20,85 (21)	24,50 (32)	31,87 (23)				
	3.L	03.44 (16)	23.87 (22)	0:46.11 (19)	1:16.01 (21)	4,04					
				20,43 (23)	22,24 (19)	29,90 (21)					
			GS				3:54.26	18,38			
24.	19	GIBSON John	CAN	1.L	03.49 (24)	23.46 (18)	0:46.22 (20)	1:15.88 (19)	5,43		
					19,97 (16)	22,76 (23)	29,66 (21)				
				2.L	03.60 (30)	24.49 (23)	0:51.42 (33)			1:24.08 (33)	10,62
					20,89 (22)	26,93 (38)	32,66 (31)				
	3.L	03.58 (30)	23.65 (19)	0:46.78 (23)	1:16.76 (23)	4,79					
				20,07 (18)	23,13 (24)	29,98 (22)					
			GS				3:56.72	20,84			

2015

Einsitzer HERREN - singles MEN

Offizielles Ergebnis - Official Results

Rng Rnk	Stn. Stn.	Teilnehmer Competitor	Nat Nat	Zwischen- und Sequenzzeiten Intermediate and sequence times				Zielzeit Fin.time	Diff Diff		
25.	21	LEINER Maxi	GER	1.L	03.53 (27)	24.69 (26)	0:48.31 (27)	1:18.13 (26)	7,68		
					21,16 (26)	23,62 (28)	29,82 (25)				
				2.L	03.46 (22)	25.62 (31)	0:49.33 (27)			1:20.85 (26)	7,39
					22,16 (31)	23,71 (25)	31,52 (21)				
3.L	03.53 (25)	24.88 (28)	0:48.63 (28)	1:19.05 (29)	7,08						
	21,35 (29)	23,75 (29)	30,42 (28)								
GS							3:58.03	22,15			
26.	17	LIMMER Josef	GER	1.L	03.64 (37)	24.39 (24)	0:47.83 (25)	1:18.46 (28)	8,01		
					20,75 (24)	23,44 (27)	30,63 (29)				
				2.L	03.62 (33)	24.89 (25)	0:48.58 (23)			1:20.81 (25)	7,35
					21,27 (25)	23,69 (24)	32,23 (28)				
3.L	03.74 (38)	24.54 (26)	0:48.19 (26)	1:18.90 (28)	6,93						
	20,80 (26)	23,65 (27)	30,71 (31)								
GS							3:58.17	22,29			
27.	20	CODIN Alexandru Cosmi	ROU	1.L	03.59 (32)	24.84 (27)	0:47.65 (24)	1:17.29 (24)	6,84		
					21,25 (28)	22,81 (24)	29,64 (20)				
				2.L	03.61 (32)	25.93 (33)	0:49.58 (30)			1:21.05 (28)	7,59
					22,32 (33)	23,65 (23)	31,47 (19)				
3.L	03.63 (32)	25.73 (34)	0:49.70 (33)	1:19.91 (31)	7,94						
	22,10 (34)	23,97 (31)	30,21 (25)								
GS							3:58.25	22,37			
28.	16	LASZCZAK Andrzej	POL	1.L	03.60 (33)	25.35 (30)	0:48.99 (30)	1:19.04 (30)	8,59		
					21,75 (30)	23,64 (29)	30,05 (27)				
				2.L	03.67 (38)	25.46 (29)	0:49.23 (26)			1:21.43 (30)	7,97
					21,79 (29)	23,77 (26)	32,20 (27)				
3.L	03.65 (33)	24.93 (29)	0:48.22 (27)	1:18.72 (26)	6,75						
	21,28 (27)	23,29 (25)	30,50 (30)								
GS							3:59.19	23,31			
29.	28	DRAGICEVIC Tadej	SLO	1.L	03.45 (20)	24.13 (23)	0:47.02 (23)	1:16.81 (23)	6,36		
					20,68 (23)	22,89 (25)	29,79 (23)				
				2.L	03.60 (30)	25.31 (27)	0:49.80 (31)			1:23.13 (32)	9,67
					21,71 (26)	24,49 (31)	33,33 (34)				
3.L	03.51 (22)	25.30 (31)	0:48.92 (30)	1:19.78 (30)	7,81						
	21,79 (31)	23,62 (26)	30,86 (32)								
GS							3:59.72	23,84			
30.	22	SEIDL Maxi	GER	1.L	03.65 (38)	24.85 (28)	0:48.68 (29)	1:19.02 (29)	8,57		
					21,20 (27)	23,83 (30)	30,34 (28)				
				2.L	03.69 (40)	24.69 (24)	0:48.75 (24)			1:21.05 (28)	7,59
					21,00 (24)	24,06 (28)	32,30 (29)				
3.L	03.65 (33)	25.00 (30)	0:49.02 (31)	1:19.94 (32)	7,97						
	21,35 (30)	24,02 (32)	30,92 (33)								
GS							4:00.01	24,13			

2015

Einsitzer HERREN - singles MEN
Offizielles Ergebnis - Official Results

Rng Rnk	Stn. Stn.	Teilnehmer Competitor	Nat Nat	Zwischen- und Sequenzzeiten Intermediate and sequence times					Zielzeit Fin.time	Diff Diff
31.	25	BUDD Samuel	GBR	1.L	03.48 (22)	25.36 (31)	0:49.77 (33)	1:21.56 (33)	11,11	
					21,88 (31)	24,41 (33)	31,79 (33)			
				2.L	03.50 (27)	25.59 (30)	0:49.81 (32)	1:20.60 (23)		7,14
					22,09 (30)	24,22 (29)	30,79 (15)			
		3.L	03.46 (17)	24.78 (27)	0:48.71 (29)	1:18.74 (27)	6,77			
				21,32 (28)	23,93 (30)	30,03 (23)				
		GS					4:00.90	25,02		
32.	7	VESELIN Igiev	BUL	1.L	03.67 (40)	25.99 (34)	0:50.67 (35)	1:21.40 (32)	10,95	
					22,32 (32)	24,68 (35)	30,73 (31)			
				2.L	03.48 (24)	25.24 (26)	0:49.51 (29)	1:20.98 (27)		7,52
					21,76 (28)	24,27 (30)	31,47 (20)			
		3.L	03.56 (26)	25.35 (32)	0:49.64 (32)	1:21.19 (34)	9,22			
				21,79 (32)	24,29 (33)	31,55 (34)				
		GS					4:03.57	27,69		
33.	1	TAZLAOANU Ciprian	ROU	1.L	03.53 (27)	24.86 (29)	0:49.20 (31)	1:20.13 (31)	9,68	
					21,33 (29)	24,34 (32)	30,93 (32)			
				2.L	03.44 (19)	27.03 (35)	0:52.55 (35)	1:24.71 (34)		11,25
					23,59 (35)	25,52 (35)	32,16 (26)			
		3.L	03.57 (27)	25.38 (33)	0:49.87 (34)	1:20.32 (33)	8,35			
				21,81 (33)	24,49 (34)	30,45 (29)				
		GS					4:05.16	29,28		
34.	12	STOICHKOV Antoni	BUL	1.L	03.53 (27)	24.47 (25)	0:48.43 (28)	1:24.46 (35)	14,01	
					20,94 (25)	23,96 (31)	36,03 (41)			
				2.L	03.64 (36)	25.35 (28)	0:49.36 (28)	1:23.12 (31)		9,66
					21,71 (27)	24,01 (27)	33,76 (36)			
		3.L	03.68 (36)	24.44 (25)	0:48.09 (25)	1:18.45 (25)	6,48			
				20,76 (25)	23,65 (28)	30,36 (27)				
		GS					4:06.03	30,15		
35.	14	MACEDO Flavio	BRA	1.L	03.48 (22)	25.96 (33)	0:50.54 (34)	1:23.61 (34)	13,16	
					22,48 (34)	24,58 (34)	33,07 (35)			
				2.L	03.45 (21)	27.68 (36)	0:52.25 (34)	1:25.75 (35)		12,29
					24,23 (36)	24,57 (33)	33,50 (35)			
		3.L	03.62 (31)	26.17 (36)	0:51.13 (35)	1:24.71 (35)	12,74			
				22,55 (36)	24,96 (36)	33,58 (39)				
		GS					4:14.07	38,19		
36.	4	DEMCHUK Andryi	UKR	1.L	03.55 (30)	28.80 (37)	0:54.84 (36)	1:28.58 (36)	18,13	
					25,25 (37)	26,04 (36)	33,74 (37)			
				2.L	03.49 (26)	26.86 (34)	0:52.57 (36)	1:27.09 (36)		13,63
					23,37 (34)	25,71 (36)	34,52 (39)			
		3.L	03.57 (27)	27.82 (40)	0:52.85 (38)	1:25.56 (38)	13,59			
				24,25 (40)	25,03 (37)	32,71 (37)				
		GS					4:21.23	45,35		

2015

Einsitzer HERREN - singles MEN

Offizielles Ergebnis - Official Results

Rng Rnk	Stn. Stn.	Teilnehmer Competitor	Nat Nat	Zwischen- und Sequenzzeiten Intermediate and sequence times				Zielzeit Fin.time	Diff Diff		
37.	10	UNWIN Dex	GBR	1.L	03.73 (42)	30.02 (38)	0:56.18 (38)	1:29.50 (37)	19,05		
					26,29 (38)	26,16 (37)	33,32 (36)				
				2.L	03.72 (41)	28.55 (39)	0:54.52 (38)			1:28.57 (38)	15,11
					24,83 (38)	25,97 (37)	34,05 (37)				
	3.L	03.72 (37)	27.50 (39)	0:53.53 (39)	1:25.12 (37)	13,15					
			23,78 (39)	26,03 (40)	31,59 (35)						
		GS				4:23.19	47,31				
38.	5	GORNIK Luka	CRO	1.L	03.66 (39)	30.13 (40)	0:57.39 (39)	1:30.42 (39)	19,97		
					26,47 (40)	27,26 (38)	33,03 (34)				
				2.L	03.62 (33)	29.92 (41)	0:57.32 (40)			1:30.49 (39)	17,03
					26,30 (41)	27,40 (39)	33,17 (33)				
	3.L	03.79 (41)	29.63 (42)	0:55.08 (41)	1:27.59 (40)	15,62					
			25,84 (42)	25,45 (38)	32,51 (36)						
		GS				4:28.50	52,62				
39.	3	MANFRINATO Rafael	BRA	1.L	03.60 (33)	27.87 (36)	0:55.33 (37)	1:29.62 (38)	19,17		
					24,27 (36)	27,46 (39)	34,29 (38)				
				2.L	03.62 (33)	28.47 (38)	0:53.88 (37)			1:28.36 (37)	14,90
					24,85 (39)	25,41 (34)	34,48 (38)				
	3.L	03.79 (41)	30.42 (43)	1:01.36 (44)	1:36.99 (43)	25,02					
			26,63 (44)	30,94 (44)	35,63 (42)						
		GS				4:34.97	59,09				
40.	8	BESLIU Petru	MDA	1.L	03.61 (35)	30.07 (39)	0:59.99 (40)	1:35.55 (40)	25,10		
					26,46 (39)	29,92 (41)	35,56 (40)				
				2.L	03.72 (41)	29.04 (40)	0:58.35 (41)			1:35.72 (41)	22,26
					25,32 (40)	29,31 (42)	37,37 (41)				
	3.L	03.75 (39)	28.40 (41)	0:56.92 (42)	1:31.44 (41)	19,47					
			24,65 (41)	28,52 (42)	34,52 (41)						
		GS				4:42.71	106,83				
41.	2	KRAVCHENKO Nazar	UKR	1.L	03.72 (41)	32.11 (41)	1:09.76 (41)	1:47.01 (41)	36,56		
					28,39 (41)	37,65 (44)	37,25 (42)				
				2.L	03.65 (37)	28.15 (37)	0:57.10 (39)			1:33.50 (40)	20,04
					24,50 (37)	28,95 (41)	36,40 (40)				
	3.L	03.65 (33)	26.02 (35)	0:51.73 (37)	1:24.98 (36)	13,01					
			22,37 (35)	25,71 (39)	33,25 (38)						
		GS				4:45.49	109,61				
42.	13	CROITORU Liviu	MDA	1.L	03.63 (36)	46.64 (44)	1:14.33 (44)	1:49.53 (42)	39,08		
					43,01 (44)	27,69 (40)	35,20 (39)				
				2.L	03.75 (43)	33.64 (43)	1:01.90 (43)			1:39.34 (42)	25,88
					29,89 (43)	28,26 (40)	37,44 (42)				
	3.L	03.76 (40)	26.80 (37)	0:51.66 (36)	1:27.48 (39)	15,51					
			23,04 (37)	24,86 (35)	35,82 (43)						
		GS				4:56.35	120,47				

2015

Einsitzer HERREN - singles MEN

Offizielles Ergebnis - Official Results

Rng Rnk	Stn. Stn.	Teilnehmer Competitor	Nat Nat	Zwischen- und Sequenzzeiten Intermediate and sequence times				Zielzeit Fin.time	Diff Diff		
43.	6	SMITH Dakota	USA	1.L	03.87 (44)	40.29 (43)	1:12.48 (43)	1:53.22 (44)	42,77		
						36,42 (43)	32,19 (42)			40,74 (44)	
				2.L	03.87 (44)	30.55 (42)	1:00.56 (42)			1:40.88 (43)	27,42
						26,68 (42)	30,01 (43)			40,32 (44)	
		3.L	03.93 (43)	27.46 (38)	0:55.06 (40)	1:43.71 (44)	31,74				
				23,53 (38)	27,60 (41)	48,65 (44)					
		GS					5:17.81	141,93			
44.	9	AXENTII Mihail	MDA	1.L	03.84 (43)	36.82 (42)	1:11.83 (42)	1:51.82 (43)	41,37		
						32,98 (42)	35,01 (43)			39,99 (43)	
				2.L	03.67 (38)	36.82 (44)	1:12.83 (44)			1:52.74 (44)	39,28
						33,15 (44)	36,01 (44)			39,91 (43)	
		3.L	03.95 (44)	30.47 (44)	1:00.41 (43)	1:34.67 (42)	22,70				
				26,52 (43)	29,94 (43)	34,26 (40)					
		GS					5:19.23	143,35			

Bewerbsstatistik:

Für die Richtigkeit - Certified correct

Gemeldete Teilnehmer: 44
Ausgeschiedene Teilnehmer:
Gewertete Teilnehmer: 44

Rennleiter:
Erich Batkowski / AUT

Juryvorsitzender:
Thomas Nemetz / GER