


Final Results

최종 경기결과 / Résultats définitifs

Track Records				
Name	NOC Code	Start Time	Finish Time	Date
HUEFNER Tatjana	GER	4.302		12 FEB 2018
BRITCHER Summer	USA		46.132	12 FEB 2018


Rk	Bib No.	NOC Code	Name	Start Time	Rk	Int. 1 Rk	Int. 2 Rk	Int. 3 Rk	Speed (km/h) (mph)	Finish Time	Rk	Time Behind	RM			
1	6	GER	GEISENBERGER Natalie	4.334	4	16.337	2	24.259	2	34.950	1	113.5	70.5	46.245	1	0.000
				4.329	3	16.337	3	24.221	2	34.907	2	114.8	71.3	46.209	3	+0.077
				4.318	3	16.302	2	24.197	1	34.935	1	115.3	71.6	46.280	1	0.000
				4.320	1	16.344	1	24.276	1	35.065	1	112.1	69.6	46.498	2	+0.050
Total:										3:05.232		0.000				
2	5	GER	EITBERGER Dajana	4.361	=8	16.393	7	24.287	4	35.020	4	118.9	73.8	46.381	7	+0.136
				4.359	10	16.354	=4	24.238	3	34.916	3	119.9	74.5	46.193	2	+0.061
				4.365	=9	16.421	8	24.326	6	35.133	6	120.8	75.1	46.577	7	+0.297
				4.359	6	16.376	2	24.325	2	35.089	2	117.9	73.2	46.448	1	0.000
Total:										3:05.599		+0.367				
3	11	CAN	GOUGH Alex	4.361	=8	16.396	8	24.298	5	35.016	3	111.4	69.2	46.317	2	+0.072
				4.345	6	16.354	=4	24.262	5	35.002	5	110.1	68.4	46.328	4	+0.196
				4.330	4	16.331	3	24.247	3	35.033	3	111.2	69.1	46.425	3	+0.145
				4.347	4	16.407	5	24.350	4	35.157	3	111.0	68.9	46.574	3	+0.126
Total:										3:05.644		+0.412				
4	2	GER	HUEFNER Tatjana	4.302	1	16.288	1	24.215	1	34.956	2	113.7	70.6	46.322	3	+0.077 SR
				4.323	2	16.325	2	24.241	4	34.968	4	114.3	71.0	46.339	6	+0.207
				4.310	=1	16.296	1	24.227	2	34.991	2	113.0	70.2	46.392	2	+0.112
				4.341	3	16.377	3	24.332	3	35.158	4	111.9	69.5	46.660	5	+0.212
Total:										3:05.713		+0.481				
5	7	CAN	McRAE Kimberley	4.340	5	16.388	6	24.325	8	35.041	6	114.5	71.1	46.339	4	+0.094
				4.352	7	16.437	8	24.387	=10	35.118	9	114.8	71.3	46.449	8	+0.317
				4.350	6	16.415	6	24.366	8	35.117	4	114.2	70.9	46.480	4	+0.200
				4.357	5	16.452	8	24.422	9	35.218	5	112.1	69.7	46.610	4	+0.162
Total:										3:05.878		+0.646				
6	1	USA	HAMLIN Erin	4.357	7	16.397	9	24.318	7	35.061	7	113.9	70.8	46.357	6	+0.112
				4.392	14	16.464	14	24.349	8	35.041	6	113.3	70.4	46.333	5	+0.201
				4.389	15	16.465	13	24.399	12	35.160	10	111.5	69.3	46.506	5	+0.226
				4.390	12	16.454	9	24.370	6	35.226	6	107.3	66.6	46.716	8	+0.268
Total:										3:05.912		+0.680				
7	22	ROU	STRAMATURARU Raluca	4.389	17	16.487	14	24.408	12	35.137	8	113.0	70.2	46.469	8	+0.224
				4.399	16	16.483	16	24.406	14	35.158	13	112.4	69.8	46.532	12	+0.400
				4.385	14	16.453	12	24.374	10	35.157	9	112.3	69.8	46.606	9	+0.326
				4.411	16	16.511	14	24.445	11	35.265	9	119.6	74.3	46.681	6	+0.233
Total:										3:06.288		+1.056				
8	20	KOR	FRISCH Aileen Christina	4.313	2	16.345	3	24.271	3	35.022	5	112.4	69.8	46.350	5	+0.105
				4.334	4	16.374	6	24.310	7	35.061	7	112.5	69.9	46.456	9	+0.324
				4.310	=1	16.366	5	24.312	5	35.132	5	111.7	69.4	46.751	13	+0.471
				4.336	2	16.427	6	24.412	8	35.292	11	112.4	69.8	46.843	11	+0.395
Total:										3:06.400		+1.168				



Final Results

최종 경기결과 / Résultats définitifs


Rk	Bib No.	NOC Code	Name	Start Time	Rk	Int. 1 Rk	Int. 2 Rk	Int. 3 Rk	Speed (km/h) (mph)	Finish Time	Rk	Time Behind	RM			
9	15	AUT	EGLE Madeleine	4.385	14	16.465	12	24.415	13	35.249	16	111.2	69.1	46.726	14	+0.481
				4.400	17	16.462	13	24.389	12	35.218	16	115.3	71.6	46.646	14	+0.514
				4.373	12	16.435	9	24.372	9	35.152	8	107.8	67.0	46.541	6	+0.261
				4.394	13	16.495	13	24.456	12	35.257	8	109.4	68.0	46.696	7	+0.248
										Total:	3:06.609		+1.377			
10	8	ITA	VOETTER Andrea	4.387=	15	16.469	13	24.438	14	35.219	11	112.9	70.1	46.577	10	+0.332
				4.403	18	16.500	18	24.453	19	35.179	14	112.9	70.1	46.483	11	+0.351
				4.392	17	16.576	21	24.601	22	35.439	16	112.1	69.7	46.907	15	+0.627
				4.406	15	16.566	17	24.565	17	35.417	16	111.3	69.2	46.892	13	+0.444
										Total:	3:06.859		+1.627			
11	10	SUI	KOCHER Martina	4.342	6	16.378	5	24.364	10	35.242	15	115.3	71.6	46.837	17	+0.592
				4.368	11	16.390	7	24.306	6	35.122	10	113.8	70.7	46.657	15	+0.525
				4.366	11	16.416	7	24.365	7	35.179	11	114.0	70.8	46.638	11	+0.358
				4.363	7	16.401	4	24.367	5	35.230	7	115.7	71.9	46.761	10	+0.313
										Total:	3:06.893		+1.661			
12	16	LAT	ZIRNE Ulla	4.414	20	16.539	21	24.457	16	35.175	10	109.9	68.2	46.471	9	+0.226
				4.413	20	16.491	17	24.412	15	35.111	8	112.7	70.0	46.409	7	+0.277
				4.431	23	16.542	20	24.499	17	35.498	18	115.5	71.7	47.327	22	+1.047
				4.422	17	16.553	16	24.526	15	35.369	14	111.7	69.4	46.895	14	+0.447
										Total:	3:07.102		+1.870			
13	21	CAN	APSHKRUM Brooke	4.441	25	16.626	25	24.620	25	35.416	20	109.0	67.7	46.834	16	+0.589
				4.430	25	16.576	24	24.550	24	35.363	22	113.5	70.5	46.839	18	+0.707
				4.434	24	16.581	22	24.545	20	35.377	15	112.3	69.8	46.905	14	+0.625
				4.433	19	16.594	19	24.600	19	35.476	17	111.8	69.5	46.983	15	+0.535
										Total:	3:07.561		+2.329			
14	3	ITA	ROBATSCHER Sandra	4.392	18	16.495=	16	24.454	15	35.238=	12	112.8	70.1	46.620	12	+0.375
				4.388	13	16.481	15	24.398	13	35.436	24	115.0	71.5	47.116	24	+0.984
				4.377	13	16.488	15	24.591	21	35.523	21	110.7	68.8	47.083	17	+0.803
				4.379	10	16.471	11	24.458	13	35.272	10	113.0	70.2	46.746	9	+0.298
										Total:	3:07.565		+2.333			
15	13	OAR	BATURINA Ekaterina	4.387=	15	16.531	20	24.591=	22	35.524	22	111.7	69.4	47.122	21	+0.877
				4.355	9	16.443	10	24.421	16	35.227	17	108.2	67.2	46.700	16	+0.568
				4.365	=9	16.451=	10	24.421	13	35.211	13	111.5	69.3	46.675	12	+0.395
				4.369	8	16.490	12	24.495	14	35.350	13	106.9	66.4	47.122	17	+0.674
										Total:	3:07.619		+2.387			
16	12	LAT	CAUCE Eliza	4.383	13	16.437	11	24.378	11	35.538	23	112.0	69.6	47.458	25	+1.213
				4.379	12	16.459	12	24.387=	10	35.127=	11	113.8	70.7	46.477	10	+0.345
				4.364	8	16.451=	10	24.395	11	35.196	12	113.4	70.4	46.624	10	+0.344
				4.370	9	16.469	10	24.433	10	35.410	15	116.9	72.6	47.092	16	+0.644
										Total:	3:07.651		+2.419			
17	17	AUT	PROCK Hannah	4.429	23	16.557	22	24.508=	20	35.241	14	114.9	71.4	46.622	13	+0.377
				4.428	24	16.532	22	24.478	21	35.200	15	115.8	71.9	46.585	13	+0.453
				4.405	19	16.523	18	24.475	15	35.777	24	111.7	69.4	47.743	25	+1.463
				4.426	18	16.570	18	24.541	16	35.327	12	114.3	71.0	46.854	12	+0.406
										Total:	3:07.804		+2.572			



Final Results

최종 경기결과 / Résultats définitifs

Rk	Bib No.	NOC Code	Name	Start Time	Rk	Int. 1 Rk	Int. 2 Rk	Int. 3 Rk	Speed (km/h) (mph)	Finish Time	Rk	Time Behind	RM			
18	24	KOR	SUNG Eunryung	4.380	12	16.500	18	24.501	19	35.354	17	112.6	69.9	46.918	18	+0.673
				4.394	15	16.501	19	24.504	23	35.323	20	112.6	69.9	46.851	20	+0.719
				4.391	16	16.510	16	24.517	18	35.463	17	110.7	68.8	47.205	18	+0.925
				4.402	14	16.538	15	24.579	18	35.546	18	111.3	69.1	47.276	18	+0.828
										Total:	3:08.250		+3.018			
19	4	USA	BRITCHER Summer	4.328	3	16.365	4	24.300	6	35.238=12	118.0	73.3	46.829	15	+0.584	
				4.316	1	16.296	1	24.186	1	34.866	1	117.4	72.9	46.132	1	0.000 TR
				4.331	5	16.358	4	24.289	4	35.150	7	108.5	67.4	46.603	8	+0.323
				4.469	20	17.353	20	25.751	20	36.977	19	106.5	66.1	48.770	19	+2.322
										Total:	3:08.334		+3.102			
20	14	POL	KULS-KUSYK Ewa	4.375	11	16.495=16	24.508=20	35.402	19	110.9	68.9	47.037	20	+0.792		
				4.353	8	16.455	11	24.460	20	35.332	21	111.8	69.5	46.933	22	+0.801
				4.395	18	16.517	17	24.540	19	35.506	19	110.4	68.6	47.212	19	+0.932
										Total:	2:21.182					
21	30	UKR	SHKHUMOVA Olena	4.457	29	16.627	26	24.628	26	35.466	21	109.3	67.9	46.950	19	+0.705
				4.468	30	16.641	27	24.617	26	35.426	23	109.1	67.8	46.844	19	+0.712
				4.473=28	16.707	28	24.729	28	35.843	26	112.0	69.6	47.751	26	+1.471	
										Total:	2:21.545					
22	9	LAT	APARJODE Kendija	4.415	21	16.503	19	24.471	18	35.361	18	111.8	69.5	48.103	27	+1.858
				4.421=21	16.520	21	24.449	18	35.302	19	108.8	67.6	46.927	21	+0.795	
				4.416	21	16.540	19	24.481	16	35.522	20	114.5	71.2	47.296	21	+1.016
										Total:	2:22.326					
23	27	SVK	SIMONAKOVA Katarina	4.443=26	16.645	27	24.703	27	35.657	25	110.3	68.5	47.428	24	+1.183	
				4.450	26	16.626	26	24.706	28	35.752	26	111.4	69.2	47.606	25	+1.474
				4.435	25	16.634	25	24.674	27	35.700	23	111.0	68.9	47.538	23	+1.258
										Total:	2:22.572					
24	25	ARG	RAVENNA Veronica Maria	4.439	24	16.608	24	24.600	24	35.539	24	109.0	67.7	47.175	22	+0.930
				4.459=27	16.672	28	24.664	27	35.829	27	108.7	67.6	47.788	26	+1.656	
				4.444	27	16.653	27	24.664	25	35.836	25	109.1	67.8	47.739	24	+1.459
										Total:	2:22.702					
25	19	POL	WOJTUSCISZYN Natalia	4.421	22	16.492	15	24.458	17	36.201	28	111.5	69.3	49.133	29	+2.888
				4.423	23	16.542	23	24.500	22	35.294	18	112.5	69.9	46.736	17	+0.604
				4.412	20	16.607	24	24.643	24	35.534	22	112.0	69.6	47.290	20	+1.010
										Total:	2:23.159					
26	29	CZE	NOSKOVA Tereza	4.443=26	16.782	30	24.914	30	35.980	27	108.5	67.4	47.813	26	+1.568	
				4.459=27	16.677	29	24.737	29	35.967	28	110.1	68.4	48.132	27	+2.000	
				4.443	26	16.606	23	24.632	23	35.881	27	112.8	70.1	47.921	27	+1.641
										Total:	2:23.866					
27	26	CRO	OBRATOV Daria	4.454	28	16.758	29	24.888	29	36.253	29	112.4	69.8	48.615	28	+2.370
				4.462	29	16.728	30	24.889	30	36.104	29	109.9	68.3	48.252	28	+2.120
				4.473=28	16.960	29	25.205	29	36.476	29	107.3	66.6	48.686	29	+2.406	
										Total:	2:25.553					



Final Results

최종 경기결과 / Résultats définitifs

Rk	Bib No.	NOC Code	Name	Start Time	Rk	Int. 1 Rk	Int. 2 Rk	Int. 3 Rk	Speed (km/h) (mph)	Finish Time	Rk	Time Behind	RM		
28	28	UKR	STETSKIV Olena	4.408	19	16.571	23	24.591=22	36.677	30	111.1	69.0	50.599	30	+4.354
				4.421=21	16.581	25	24.579	25	35.456	25	111.5	69.2	48.303	29	+2.171
				4.426	22	16.635	26	24.669	26	35.886	28	115.1	71.5	47.929	28
				Total: 2:26.831											
23	USA	SWEENEY Emily	4.365	10	16.435	10	24.360	9	35.170	9	117.0	72.7	46.595	11	+0.350
			4.344	5	16.440	9	24.366	9	35.127=11	114.2	70.9	46.960	23	+0.828	
			4.355	7	16.473	14	24.456	14	35.257	14	112.2	69.7	46.917	16	+0.637
			4.389	11	16.451	7	24.397	7			110.7	68.7			DNF
18	AUT	PLATZER Birgit	4.496	30	16.719	28	24.730	28	35.690	26	111.1	69.0	47.318	23	+1.073
			4.405	19	16.512	20	24.438	17							DNF

Note:

The above results do not reflect possible disqualification due to technical check or doping.

Legend:

= Equal sign indicates that two or more competitors share the same rank

DNF Did Not Finish **Int.** Intermediate time **No.** Number **Rk** Rank