

# 6. Welt-Junioren-Meisterschaften

## 6th World Juniors Championships

### 2008



RENNRODELN auf NATURBAHN

**LATSCH - TARSCH**

**08.-10.02.2008**

Rennkomitee - racing committee

Technische Daten - Technical Specifications

FIL-Delegierter-Representative FIL : KROPSCH Werner  
 Jury-Vorsitzender : WURZER Herbert AUT  
 Jury : MEGLIC Janko SLO  
 Jury : THALER Josef ITA  
 Tech.Delegierter - Tech.Delegate : PLONER Josef ITA  
 Rennleiter - Racing Director : SCHWARZ Herbert ITA  
 Startleiter - Starting Controller : ANGERER Angelika ITA  
 Zielleiter - Finish Controller : STAFFLER Günther ITA  
 Bahnchef - Chief of track : CASTIGLIONI Hermann ITA

**GUMPFREI**  
 Start, Seehöhe - Start, altitude : 1.330 m  
 Ziel, Seehöhe - Finish, altitude : 1.212 m  
 Höhenunterschied - difference of altitude : 118 m  
 Streckenlänge - length of course : 976 m  
 durchschnittliches Gefälle -Average gap : 12,7 %

ASV Latsch Raiffeisen

## Einsitzer HERREN - singles MEN

OFFIZIELLE - OFFICIAL

Ergebnisliste Wertungslauf - result list competition run

Rng Stn. Teilnehmer	Nat	Zwischen- und Sequenzzeiten	Zielzeit	Diff
Rnk Stn. Competitor	Nat	Intermediate and sequence times	Fin.time	Diff

### 1. + Weltmeister HERREN - World champion MEN

2 **SCHWARZ Christian**



ITA	1.L	03.05 (2)	15.47 (2)	0:37.52 (2)	<b>1:03.93 (2)</b>	0,26
		12,42 (2)	22,05 (3)	26,41 (1)		
	2.L	03.03 (3)	15.66 (3)	0:37.77 (2)	<b>1:04.21 (2)</b>	0,06
		12,63 (3)	22,11 (3)	26,44 (1)		
	3.L	03.03 (2)	15.59 (4)	0:37.71 (4)	<b>1:04.16 (2)</b>	0,21
		12,56 (5)	22,12 (3)	26,45 (1)		
	<b>GS</b>				<b>3:12.30</b>	0,00

2. 15 **CLARA Hannes**



ITA	1.L	03.03 (1)	15.38 (1)	0:37.25 (1)	<b>1:03.67 (1)</b>	0,00
		12,35 (1)	21,87 (1)	26,42 (2)		
	2.L	03.00 (1)	15.47 (1)	0:37.86 (3)	<b>1:04.76 (5)</b>	0,61
		12,47 (1)	22,39 (6)	26,90 (6)		
	3.L	03.00 (1)	15.38 (1)	0:37.43 (1)	<b>1:03.95 (1)</b>	0,00
		12,38 (1)	22,05 (2)	26,52 (2)		
	<b>GS</b>				<b>3:12.38</b>	0,08

3. 4 **WAGNER Dominik**



AUT	1.L	03.09 (5)	15.78 (6)	0:38.02 (7)	<b>1:04.90 (6)</b>	1,23
		12,69 (7)	22,24 (5)	26,88 (8)		
	2.L	03.10 (6)	15.59 (2)	0:37.62 (1)	<b>1:04.15 (1)</b>	0,00
		12,49 (2)	22,03 (2)	26,53 (2)		
	3.L	03.09 (7)	15.56 (3)	0:37.60 (2)	<b>1:04.16 (2)</b>	0,21
		12,47 (3)	22,04 (1)	26,56 (4)		
	<b>GS</b>				<b>3:13.21</b>	0,91

10.02.2008

LATSCH - TARSCH


Seite/Page 1 von/from 6

RODELAUSWERTUNGSPROGRAMM V 2008 © MALL Karl  
[www.sportedv.com](http://www.sportedv.com)

Lizenz : Fédération Internationale de Luge de Course (FIL)




Zeitmessung: F.I.C.r BOLZANO  
 Auswertung : MALL Karl

[www.fil-luge.org](http://www.fil-luge.org)



## RENNRODELN auf NATURBAHN Einsitzer HERREN - singles MEN

Ergebnisliste Wertungslauf - result list competition run

Rng Rnk	Stn. Stn.	Teilnehmer Competitor	Nat Nat	Zwischen- und Sequenzzeiten Intermediate and sequence times			Zielzeit Fin.time	Diff Diff	
4.	18	<b>SCHEIKL Michael</b>	AUT	1.L	03.06 (3)	15.60 (3)	0:37.73 (3)	<b>1:04.57</b> (3)	
					<i>12,54 (3)</i>	<i>22,13 (4)</i>	<i>26,84 (4)</i>		0,90
				2.L	03.08 (5)	15.72 (5)	0:37.86 (3)	<b>1:04.60</b> (4)	
					<i>12,64 (4)</i>	<i>22,14 (4)</i>	<i>26,74 (4)</i>		0,45
				3.L	03.08 (6)	15.50 (2)	0:37.65 (3)	<b>1:04.35</b> (4)	
					<i>12,42 (2)</i>	<i>22,15 (4)</i>	<i>26,70 (6)</i>		0,40
				<b>GS</b>				<b>3:13.52</b>	1,22
5.	3	<b>SCHOPF Thomas</b>	AUT	1.L	03.23 (12)	15.89 (7)	0:37.92 (4)	<b>1:04.68</b> (4)	
					<i>12,66 (5)</i>	<i>22,03 (2)</i>	<i>26,76 (3)</i>		1,01
				2.L	03.20 (13)	15.93 (7)	0:37.93 (5)	<b>1:04.53</b> (3)	
					<i>12,73 (6)</i>	<i>22,00 (1)</i>	<i>26,60 (3)</i>		0,38
				3.L	03.22 (12)	15.96 (8)	0:38.58 (8)	<b>1:05.12</b> (8)	
					<i>12,74 (9)</i>	<i>22,62 (9)</i>	<i>26,54 (3)</i>		1,17
				<b>GS</b>				<b>3:14.33</b>	2,03
6.	8	<b>KAMMERLANDER Thomas</b>	AUT	1.L	03.09 (5)	15.65 (4)	0:37.98 (5)	<b>1:04.82</b> (5)	
					<i>12,56 (4)</i>	<i>22,33 (7)</i>	<i>26,84 (4)</i>		1,15
				2.L	03.10 (6)	15.86 (6)	0:38.43 (7)	<b>1:05.47</b> (8)	
					<i>12,76 (7)</i>	<i>22,57 (9)</i>	<i>27,04 (10)</i>		1,32
				3.L	03.07 (5)	15.63 (5)	0:37.98 (5)	<b>1:04.62</b> (5)	
					<i>12,56 (5)</i>	<i>22,35 (6)</i>	<i>26,64 (5)</i>		0,67
				<b>GS</b>				<b>3:14.91</b>	2,61
7.	6	<b>CLARA Florian</b>	ITA	1.L	03.06 (3)	15.74 (5)	0:38.01 (6)	<b>1:05.15</b> (7)	
					<i>12,68 (6)</i>	<i>22,27 (6)</i>	<i>27,14 (11)</i>		1,48
				2.L	03.02 (2)	15.66 (3)	0:38.02 (6)	<b>1:04.80</b> (6)	
					<i>12,64 (4)</i>	<i>22,36 (5)</i>	<i>26,78 (5)</i>		0,65
				3.L	03.03 (2)	15.71 (7)	0:38.23 (7)	<b>1:05.04</b> (7)	
					<i>12,68 (8)</i>	<i>22,52 (7)</i>	<i>26,81 (7)</i>		1,09
				<b>GS</b>				<b>3:14.99</b>	2,69
8.	31	<b>SALCHER Patrik</b>	AUT	1.L	03.20 (11)	16.02 (8)	0:38.65 (8)	<b>1:05.73</b> (8)	
					<i>12,82 (8)</i>	<i>22,63 (8)</i>	<i>27,08 (9)</i>		2,06
				2.L	03.15 (9)	15.93 (7)	0:38.97 (11)	<b>1:05.95</b> (10)	
					<i>12,78 (9)</i>	<i>23,04 (16)</i>	<i>26,98 (8)</i>		1,80
				3.L	03.21 (11)	15.70 (6)	0:38.02 (6)	<b>1:05.03</b> (6)	
					<i>12,49 (4)</i>	<i>22,32 (5)</i>	<i>27,01 (9)</i>		1,08
				<b>GS</b>				<b>3:16.71</b>	4,41
9.	27	<b>BRUNNER Lukas</b>	ITA	1.L	03.35 (23)	16.30 (13)	0:38.95 (11)	<b>1:05.79</b> (10)	
					<i>12,95 (10)</i>	<i>22,65 (9)</i>	<i>26,84 (7)</i>		2,12
				2.L	03.32 (23)	16.09 (9)	0:38.51 (8)	<b>1:05.42</b> (7)	
					<i>12,77 (8)</i>	<i>22,42 (8)</i>	<i>26,91 (7)</i>		1,27
				3.L	03.36 (24)	15.99 (9)	0:39.11 (12)	<b>1:06.31</b> (12)	
					<i>12,63 (7)</i>	<i>23,12 (14)</i>	<i>27,20 (11)</i>		2,36
				<b>GS</b>				<b>3:17.52</b>	5,22

## RENNRODELN auf NATURBAHN Einsitzer HERREN - singles MEN

Ergebnisliste Wertungslauf - result list competition run

Rng Rnk	Stn. Stn.	Teilnehmer Competitor	Nat Nat	Zwischen- und Sequenzzeiten Intermediate and sequence times				Zielzeit Fin.time	Diff Diff
10.	22	<b>MEGLIC Miha</b>	SLO	1.L	03.27 (15)	16.17 (10)	0:38.86 (9)	<b>1:06.36</b> (12)	
					<i>12,90 (9)</i>	<i>22,69 (11)</i>	<i>27,50 (15)</i>		2,69
				2.L	03.31 (21)	16.19 (12)	0:38.79 (10)	<b>1:06.02</b> (11)	
					<i>12,88 (11)</i>	<i>22,60 (10)</i>	<i>27,23 (13)</i>		1,87
				3.L	03.25 (16)	16.13 (12)	0:38.65 (9)	<b>1:05.63</b> (9)	
					<i>12,88 (11)</i>	<i>22,52 (8)</i>	<i>26,98 (8)</i>		1,68
				<b>GS</b>				<b>3:18.01</b>	5,71
11.	9	<b>WEISS Thomas</b>	ITA	1.L	03.12 (7)	16.39 (15)	0:39.11 (14)	<b>1:06.54</b> (14)	
					<i>13,27 (17)</i>	<i>22,72 (12)</i>	<i>27,43 (13)</i>		2,87
				2.L	03.06 (4)	16.09 (9)	0:38.72 (9)	<b>1:05.90</b> (9)	
					<i>13,03 (13)</i>	<i>22,63 (11)</i>	<i>27,18 (12)</i>		1,75
				3.L	03.06 (4)	16.11 (11)	0:38.81 (10)	<b>1:06.16</b> (10)	
					<i>13,05 (14)</i>	<i>22,70 (10)</i>	<i>27,35 (13)</i>		2,21
				<b>GS</b>				<b>3:18.60</b>	6,30
12.	28	<b>RUNGGER Simon</b>	ITA	1.L	03.13 (8)	16.12 (9)	0:38.93 (10)	<b>1:05.77</b> (9)	
					<i>12,99 (12)</i>	<i>22,81 (15)</i>	<i>26,84 (4)</i>		2,10
				2.L	03.13 (8)	16.78 (20)	0:39.17 (14)	<b>1:06.17</b> (12)	
					<i>13,65 (20)</i>	<i>22,39 (6)</i>	<i>27,00 (9)</i>		2,02
				3.L	03.17 (8)	16.21 (14)	0:39.57 (16)	<b>1:06.86</b> (13)	
					<i>13,04 (13)</i>	<i>23,36 (16)</i>	<i>27,29 (12)</i>		2,91
				<b>GS</b>				<b>3:18.80</b>	6,50
13.	11	<b>SCHOPF Christian</b>	AUT	1.L	03.15 (9)	16.21 (11)	0:38.95 (11)	<b>1:06.35</b> (11)	
					<i>13,06 (13)</i>	<i>22,74 (13)</i>	<i>27,40 (12)</i>		2,68
				2.L	03.18 (10)	16.33 (15)	0:39.30 (15)	<b>1:06.61</b> (14)	
					<i>13,15 (16)</i>	<i>22,97 (14)</i>	<i>27,31 (14)</i>		2,46
				3.L	03.19 (9)	16.18 (13)	0:39.05 (11)	<b>1:06.20</b> (11)	
					<i>12,99 (12)</i>	<i>22,87 (11)</i>	<i>27,15 (10)</i>		2,25
				<b>GS</b>				<b>3:19.16</b>	6,86
14.	19	<b>WICHAN Markus</b>	GER	1.L	03.23 (12)	16.35 (14)	0:39.03 (13)	<b>1:06.50</b> (13)	
					<i>13,12 (14)</i>	<i>22,68 (10)</i>	<i>27,47 (14)</i>		2,83
				2.L	03.22 (14)	16.40 (17)	0:39.15 (12)	<b>1:06.54</b> (13)	
					<i>13,18 (17)</i>	<i>22,75 (12)</i>	<i>27,39 (15)</i>		2,39
				3.L	03.24 (13)	16.49 (19)	0:39.38 (13)	<b>1:07.06</b> (14)	
					<i>13,25 (19)</i>	<i>22,89 (12)</i>	<i>27,68 (16)</i>		3,11
				<b>GS</b>				<b>3:20.10</b>	7,80
15.	20	<b>KOVSMIK Stanislav</b>	RUS	1.L	03.28 (17)	16.88 (19)	0:39.63 (16)	<b>1:06.76</b> (15)	
					<i>13,60 (19)</i>	<i>22,75 (14)</i>	<i>27,13 (10)</i>		3,09
				2.L	03.29 (19)	16.59 (18)	0:39.52 (18)	<b>1:06.69</b> (15)	
					<i>13,30 (18)</i>	<i>22,93 (13)</i>	<i>27,17 (11)</i>		2,54
				3.L	03.24 (13)	16.47 (18)	0:39.75 (17)	<b>1:07.38</b> (17)	
					<i>13,23 (18)</i>	<i>23,28 (15)</i>	<i>27,63 (14)</i>		3,43
				<b>GS</b>				<b>3:20.83</b>	8,53





## RENNRODELN auf NATURBAHN Einsitzer HERREN - singles MEN

Ergebnisliste Wertungslauf - result list competition run

Rng Rnk	Stn. Stn.	Teilnehmer Competitor	Nat Nat	Zwischen- und Sequenzzeiten Intermediate and sequence times				Zielzeit Fin.time	Diff Diff
16.	12	<b>GORYL Lukasz</b>	POL	1.L	03.31 (20)	16.26 (12)	0:39.43 (15)	<b>1:07.31</b> (16)	
					<i>12,95 (10)</i>	<i>23,17 (16)</i>	<i>27,88 (17)</i>		3,64
				2.L	03.26 (17)	16.22 (13)	0:39.51 (17)	<b>1:07.60</b> (17)	
					<i>12,96 (12)</i>	<i>23,29 (18)</i>	<i>28,09 (17)</i>		3,45
				3.L	03.24 (13)	16.29 (15)	0:39.38 (13)	<b>1:07.29</b> (16)	
					<i>13,05 (14)</i>	<i>23,09 (13)</i>	<i>27,91 (17)</i>		3,34
				<b>GS</b>				<b>3:22.20</b>	9,90
17.	24	<b>FENDER Damian</b>	POL	1.L	03.33 (22)	16.60 (18)	0:39.90 (18)	<b>1:08.33</b> (18)	
					<i>13,27 (18)</i>	<i>23,30 (18)</i>	<i>28,43 (18)</i>		4,66
				2.L	03.30 (20)	16.15 (11)	0:39.16 (13)	<b>1:06.75</b> (16)	
					<i>12,85 (10)</i>	<i>23,01 (15)</i>	<i>27,59 (16)</i>		2,60
				3.L	03.27 (19)	16.10 (10)	0:39.49 (15)	<b>1:07.13</b> (15)	
					<i>12,83 (10)</i>	<i>23,39 (17)</i>	<i>27,64 (15)</i>		3,18
				<b>GS</b>				<b>3:22.21</b>	9,91
18.	10	<b>TALYKH Yury</b>	RUS	1.L	03.19 (10)	16.39 (15)	0:39.66 (17)	<b>1:07.50</b> (17)	
					<i>13,20 (16)</i>	<i>23,27 (17)</i>	<i>27,84 (16)</i>		3,83
				2.L	03.18 (10)	16.28 (14)	0:39.88 (19)	<b>1:08.05</b> (19)	
					<i>13,10 (15)</i>	<i>23,60 (19)</i>	<i>28,17 (18)</i>		3,90
				3.L	03.19 (9)	16.37 (16)	0:40.07 (19)	<b>1:08.05</b> (18)	
					<i>13,18 (17)</i>	<i>23,70 (19)</i>	<i>27,98 (18)</i>		4,10
				<b>GS</b>				<b>3:23.60</b>	11,30
19.	30	<b>NEMC Matic</b>	SLO	1.L	03.32 (21)	16.51 (17)	0:39.90 (18)	<b>1:08.51</b> (19)	
					<i>13,19 (15)</i>	<i>23,39 (19)</i>	<i>28,61 (19)</i>		4,84
				2.L	03.32 (23)	16.39 (16)	0:39.43 (16)	<b>1:07.99</b> (18)	
					<i>13,07 (14)</i>	<i>23,04 (16)</i>	<i>28,56 (20)</i>		3,84
				3.L	03.33 (22)	16.45 (17)	0:39.84 (18)	<b>1:08.33</b> (19)	
					<i>13,12 (16)</i>	<i>23,39 (18)</i>	<i>28,49 (19)</i>		4,38
				<b>GS</b>				<b>3:24.83</b>	12,53
20.	1	<b>ZAKHAROV Vitaliy</b>	UKR	1.L	03.25 (14)	16.94 (20)	0:41.24 (20)	<b>1:09.93</b> (20)	
					<i>13,69 (20)</i>	<i>24,30 (20)</i>	<i>28,69 (20)</i>		6,26
				2.L	03.19 (12)	16.74 (19)	0:40.45 (20)	<b>1:08.65</b> (20)	
					<i>13,55 (19)</i>	<i>23,71 (20)</i>	<i>28,20 (19)</i>		4,50
				3.L	03.26 (18)	16.71 (20)	0:41.09 (20)	<b>1:09.67</b> (20)	
					<i>13,45 (20)</i>	<i>24,38 (21)</i>	<i>28,58 (20)</i>		5,72
				<b>GS</b>				<b>3:28.25</b>	15,95
21.	26	<b>SENYUK Ihor</b>	UKR	1.L	03.28 (17)	17.47 (21)	0:41.98 (22)	<b>1:11.83</b> (23)	
					<i>14,19 (22)</i>	<i>24,51 (24)</i>	<i>29,85 (24)</i>		8,16
				2.L	03.28 (18)	17.30 (21)	0:41.06 (21)	<b>1:10.26</b> (21)	
					<i>14,02 (21)</i>	<i>23,76 (21)</i>	<i>29,20 (21)</i>		6,11
				3.L	03.32 (21)	17.12 (21)	0:41.24 (21)	<b>1:10.44</b> (21)	
					<i>13,80 (21)</i>	<i>24,12 (20)</i>	<i>29,20 (21)</i>		6,49
				<b>GS</b>				<b>3:32.53</b>	20,23

## RENNRODELN auf NATURBAHN Einsitzer HERREN - singles MEN

Ergebnisliste Wertungslauf - result list competition run

Rng Rnk	Stn. Stn.	Teilnehmer Competitor	Nat Nat	Zwischen- und Sequenzzeiten Intermediate and sequence times				Zielzeit Fin.time	Diff Diff
22.	14	<b>SAVOV Petar</b>	BUL	1.L	03.28 (17)	17.54 (23)	0:41.90 (21)	<b>1:11.17</b> (21)	
					14,26 (23)	24,36 (21)	29,27 (21)		7,50
				2.L	03.25 (16)	17.33 (22)	0:42.03 (23)	<b>1:11.98</b> (24)	
					14,08 (22)	24,70 (24)	29,95 (23)		7,83
				3.L	03.27 (19)	17.37 (22)	0:41.80 (22)	<b>1:11.58</b> (22)	
					14,10 (22)	24,43 (22)	29,78 (23)		7,63
				<b>GS</b>				<b>3:34.73</b>	<b>22,43</b>
23.	23	<b>HYZNER Maryan</b>	UKR	1.L	03.27 (15)	17.77 (24)	0:42.15 (24)	<b>1:11.85</b> (24)	
					14,50 (24)	24,38 (22)	29,70 (23)		8,18
				2.L	03.24 (15)	17.55 (24)	0:42.25 (24)	<b>1:11.54</b> (22)	
					14,31 (24)	24,70 (23)	29,29 (22)		7,39
				3.L	03.25 (16)	17.66 (24)	0:42.43 (23)	<b>1:11.93</b> (23)	
					14,41 (24)	24,77 (23)	29,50 (22)		7,98
				<b>GS</b>				<b>3:35.32</b>	<b>23,02</b>
24.	29	<b>OSTERAUER Josef</b>	GER	1.L	03.37 (24)	17.53 (22)	0:41.99 (23)	<b>1:11.64</b> (22)	
					14,16 (21)	24,46 (23)	29,65 (22)		7,97
				2.L	03.31 (21)	17.52 (23)	0:41.63 (22)	<b>1:11.88</b> (23)	
					14,21 (23)	24,11 (22)	30,25 (24)		7,73
				3.L	03.34 (23)	17.46 (23)	0:42.59 (24)	<b>1:12.37</b> (24)	
					14,12 (23)	25,13 (24)	29,78 (23)		8,42
				<b>GS</b>				<b>3:35.89</b>	<b>23,59</b>
25.	25	<b>KIRILOV Kiril</b>	BUL	1.L	03.82 (27)	27.68 (27)	1:05.25 (27)	<b>1:47.93</b> (27)	
					23,86 (27)	37,57 (27)	42,68 (27)		44,26
				2.L	03.91 (25)	30.97 (25)	1:07.01 (25)	<b>2:16.43</b> (25)	
					27,06 (25)	36,04 (25)	69,42 (25)		112,28
				3.L	04.03 (25)	30.33 (25)	1:09.11 (25)	<b>1:51.71</b> (25)	
					26,30 (25)	38,78 (25)	42,60 (25)		47,76
				<b>GS</b>				<b>5:56.07</b>	<b>203,77</b>

## RENNRODELN auf NATURBAHN Einsitzer HERREN - singles MEN

Ergebnisliste Wertungslauf - result list competition run

Rng Rnk	Stn. Stn.	Teilnehmer Competitor	Nat Nat	Zwischen- und Sequenzzeiten Intermediate and sequence times			Zielzeit Fin.time	Diff Diff
------------	--------------	--------------------------	------------	--	--	--	----------------------	--------------

7 **SILIN Pavel**

RUS

**N.A.S 1L**

21 **SVAB Luka**

SLO

1.

0:03.27

0:16.08

**N.I.Z 1L**

5 **PETROV Stanislav**

BUL

1.

0:03.62

0:21.11

0:51.58

1:30.08

**N.A.S 2L**

2.

13 **RAIKOV Stefan**

BUL

1.

0:03.53

0:19.05

0:44.81

1:15.69

**N.A.S 2L**

2.

Bewerbsstatistik:

Für die Richtigkeit - Certified correct

Gemeldete Teilnehmer: 29  
Ausgeschiedene Teilnehmer: 4  
Gewertete Teilnehmer: 25

Juryvorsitzender:  
WURZER Herbert / AUT

Rennleiter:  
SCHWARZ Herbert / ITA