









# Einsitzer DAMEN - singles WOMEN

## Offizielles Ergebnis - Official Results




Rng Rnk	Str. Bib	Teilnehmer Competitor	Nat Nat	Zwischen- und Sequenzzeiten Intermediate and sequence times				Zielzeit Finish time	Diff Diff	Pkt Pts
1.	32	*LAVRENTYEVA Ekaterina	 <b>RUS</b>	1.L	12.01 (1)	31.26 (1)	0:47.94 (1)	<b>1:15.35</b> (1)	0,00	
					19,25 (1)	16,68 (2)	27,41 (1)			
				2.L	11.84 (1)	30.87 (1)	0:47.50 (2)	<b>1:14.96</b> (1)		
				19,03 (1)	16,63 (2)	27,46 (1)				
				<b>GS</b>				<b>2:30.31</b>	<b>0,00</b>	
2.	9	SCHWARZ Melanie	 <b>ITA</b>	1.L	12.13 (5)	31.38 (3)	0:47.98 (2)	<b>1:15.50</b> (2)	0,15	
					19,25 (1)	16,60 (1)	27,52 (3)			
				2.L	11.99 (2)	31.11 (2)	0:47.45 (1)	<b>1:15.12</b> (2)		
				19,12 (2)	16,34 (1)	27,67 (5)				
				<b>GS</b>				<b>2:30.62</b>	<b>0,31</b>	
3.	31	*UNTERBERGER Tina	 <b>AUT</b>	1.L	12.11 (2)	31.45 (4)	0:48.41 (4)	<b>1:15.89</b> (3)	0,54	
					19,34 (4)	16,96 (4)	27,48 (2)			
				2.L	12.15 (5)	31.50 (4)	0:48.23 (4)	<b>1:15.83</b> (3)		
				19,35 (6)	16,73 (3)	27,60 (3)				
				<b>GS</b>				<b>2:31.72</b>	<b>1,41</b>	
4.	30	*LANTHALER Evelin	 <b>ITA</b>	1.L	12.11 (2)	31.57 (5)	0:48.58 (5)	<b>1:16.56</b> (7)	1,21	
					19,46 (7)	17,01 (5)	27,98 (7)			
				2.L	12.08 (3)	31.36 (3)	0:48.22 (3)	<b>1:15.87</b> (4)		
				19,28 (3)	16,86 (4)	27,65 (4)				
				<b>GS</b>				<b>2:32.43</b>	<b>2,12</b>	
5.	29	*AKSEZENKO Liudmila	 <b>RUS</b>	1.L	12.22 (6)	31.68 (6)	0:48.93 (6)	<b>1:16.47</b> (5)	1,12	
					19,46 (7)	17,25 (7)	27,54 (5)			
				2.L	12.13 (4)	31.80 (7)	0:49.16 (7)	<b>1:16.65</b> (5)		
				19,67 (8)	17,36 (8)	27,49 (2)				
				<b>GS</b>				<b>2:33.12</b>	<b>2,81</b>	
6.	20	MAURER Michaela	 <b>GER</b>	1.L	12.11 (2)	31.36 (2)	0:48.19 (3)	<b>1:16.28</b> (4)	0,93	
					19,25 (1)	16,83 (3)	28,09 (9)			
				2.L	12.23 (6)	31.57 (5)	0:48.92 (5)	<b>1:17.20</b> (6)		
				19,34 (5)	17,35 (7)	28,28 (7)				
				<b>GS</b>				<b>2:33.48</b>	<b>3,17</b>	
7.	27	*GOETSCHL Christina	 <b>AUT</b>	1.L	12.26 (7)	32.18 (10)	0:49.73 (10)	<b>1:17.81</b> (9)	2,46	
					19,92 (10)	17,55 (10)	28,08 (8)			
				2.L	12.24 (8)	31.88 (8)	0:49.82 (10)	<b>1:18.07</b> (8)		
				19,64 (7)	17,94 (12)	28,25 (6)				
				<b>GS</b>				<b>2:35.88</b>	<b>5,57</b>	
8.	3	DIEPOLD Michelle	 <b>AUT</b>	1.L	12.39 (10)	31.84 (8)	0:48.95 (7)	<b>1:17.37</b> (8)	2,02	
					19,45 (5)	17,11 (6)	28,42 (10)			
				2.L	12.23 (6)	31.93 (9)	0:49.50 (9)	<b>1:18.68</b> (10)		
				19,70 (9)	17,57 (9)	29,18 (13)				
				<b>GS</b>				<b>2:36.05</b>	<b>5,74</b>	

# Einsitzer DAMEN - singles WOMEN

## Offizielles Ergebnis - Official Results

Rng Rnk	Stn. Bib	Teilnehmer Competitor	Nat Nat	Zwischen- und Sequenzzeiten Intermediate and sequence times					Zielzeit Finish time	Diff Diff	Pkt Pts
9.	22	MAURER Theresa	GER 	1.L	12.48 (12)	32.12 (9)	0:49.85 (11)	1:18.96(13)	3,61		
					19,64 (9)	17,73 (11)	29,11 (15)				
				2.L	12.37 (10)	32.27 (11)	0:49.46 (8)	1:17.79 (7)	2,83		
				19,90 (12)	17,19 (5)	28,33 (9)					
				GS				<b>2:36.75</b>	<b>6,44</b>		
10.	25	*DRAGICEVIC Petra	SLO 	1.L	12.41 (11)	32.42 (12)	0:49.68 (9)	1:18.21(10)	2,86		
					20,01 (11)	17,26 (8)	28,53 (11)				
				2.L	12.56 (12)	32.43 (12)	0:50.04 (12)	1:18.65 (9)	3,69		
				19,87 (11)	17,61 (10)	28,61 (11)					
				GS				<b>2:36.86</b>	<b>6,55</b>		
11.	24	*NIEMETZ Michaela	GER 	1.L	12.54 (13)	32.60 (13)	0:50.71 (13)	1:18.66(11)	3,31		
					20,06 (13)	18,11 (13)	27,95 (6)				
				2.L	12.67 (13)	32.67 (13)	0:50.72 (13)	1:19.13(12)	4,17		
				20,00 (13)	18,05 (13)	28,41 (10)					
				GS				<b>2:37.79</b>	<b>7,48</b>		
12.	17	MALEEVA Daria	RUS 	1.L	12.34 (9)	32.35 (11)	0:50.22 (12)	1:18.95(12)	3,60		
					20,01 (11)	17,87 (12)	28,73 (13)				
				2.L	12.39 (11)	32.18 (10)	0:49.98 (11)	1:18.96(11)	4,00		
				19,79 (10)	17,80 (11)	28,98 (12)					
				GS				<b>2:37.91</b>	<b>7,60</b>		
13.	21	*KRAVCHUK Svitlana	UKR 	1.L	12.83 (14)	33.42 (14)	0:52.24 (14)	1:20.80(14)	5,45		
					20,59 (14)	18,82 (14)	28,56 (12)				
				2.L	13.33 (14)	34.40 (14)	0:53.22 (14)	1:21.55(13)	6,59		
				21,07 (14)	18,82 (14)	28,33 (8)					
				GS				<b>2:42.35</b>	<b>12,04</b>		
14.	28	*PLANOETSCHER Carmen	ITA 	1.L	12.28 (8)	31.73 (7)	0:49.01 (8)	1:16.54 (6)	1,19		
					19,45 (6)	17,28 (9)	27,53 (4)				
				2.L	12.33 (9)	31.64 (6)	0:48.92 (5)	1:29.54(15)	14,58		
				19,31 (4)	17,28 (6)	40,62 (15)					
				GS				<b>2:46.08</b>	<b>15,77</b>		
15.	19	*BAYRAK Asuman	TUR 	1.L	13.59 (15)	53.86 (15)	1:15.15 (15)	1:44.23(15)	28,88		
					40,27 (15)	21,29 (15)	29,08 (14)				
				2.L	13.56 (15)	35.68 (15)	0:55.91 (15)	1:25.73(14)	10,77		
				22,12 (15)	20,23 (15)	29,82 (14)					
				GS				<b>3:09.96</b>	<b>39,65</b>		
16.	10	BACHMANN Sara	ITA 	12.07 (2)	31.22 (1)	0:48.26 (1)	1:15.80				
				19,15 (1)	17,04 (1)	27,54 (2)		0,00			
17.	23	AUER Maria	AUT 	12.27 (3)	31.71 (2)	0:49.31 (2)	1:16.73				
				19,44 (2)	17,60 (4)	27,42 (1)		0,93			
18.	26	PINGGERA Greta	ITA 	11.97 (1)	32.15 (3)	0:49.33 (3)	1:16.96				
				20,18 (6)	17,18 (2)	27,63 (3)		1,16			
19.	15	ZARAVINA Svetlana	RUS 	12.45 (5)	32.57 (5)	0:49.95 (4)	1:18.25				
				20,12 (5)	17,38 (3)	28,30 (4)		2,45			

### Einsitzer DAMEN - singles WOMEN Offizielles Ergebnis - Official Results

Rng Rnk	Stn. Bib	Teilnehmer Competitor	Nat Nat	Zwischen- und Sequenzzeiten Intermediate and sequence times			Zielzeit Finish time	Diff Diff	Pkt Pts
20.	7	MLADEK Katrin	AUT 	12.37 (4)	32.41 (4)	0:50.43 (5)	<b>1:19.47</b>		
				20,04 (3)	18,02 (5)	29,04 (7)		3,67	
21.	12	RYS Wioletta	POL 	12.65 (8)	32.71 (6)	0:50.75 (6)	<b>1:19.73</b>		
				20,06 (4)	18,04 (6)	28,98 (6)		3,93	
22.	13	KAMAREVTSEVA Maria	RUS 	12.64 (7)	33.17 (8)	0:51.66 (8)	<b>1:20.19</b>		
				20,53 (7)	18,49 (8)	28,53 (5)		4,39	
23.	2	ROWOLD Martina	GER 	12.55 (6)	33.14 (7)	0:51.41 (7)	<b>1:20.99</b>		
				20,59 (8)	18,27 (7)	29,58 (8)		5,19	
24.	18	HUTOPILA Anisoara	ROU 	13.39 (10)	34.60 (9)	0:53.24 (9)	<b>1:22.99</b>		
				21,21 (9)	18,64 (9)	29,75 (10)		7,19	
25.	14	KRAVCHUK Anzhela	UKR 	13.16 (9)	34.74 (10)	0:54.50 (10)	<b>1:24.10</b>		
				21,58 (10)	19,76 (10)	29,60 (9)		8,30	
26.	11	KILIC Kubra Nur	TUR 	15.90 (12)	42.88 (11)	1:09.21 (12)	<b>1:44.82</b>		
				26,98 (11)	26,33 (12)	35,61 (11)		29,02	
27.	8	RUBINIC Lorena	CRO 	15.06 (11)	43.71 (12)	1:08.28 (11)	<b>1:46.63</b>		
				28,65 (12)	24,57 (11)	38,35 (12)		30,83	
28.	4	DRIVER Elizabeth	GBR 	17.80 (13)	52.70 (13)	1:28.84 (13)	<b>2:11.54</b>		
				34,90 (13)	36,14 (13)	42,70 (13)		55,74	