















DOPPEL - DOUBLES

Offizielles Ergebnis - Official Results

Rng Rnk	Stn. Bib	Teilnehmer Competitor	Nat Nat	Zwischen- und Sequenzzeiten Intermediate and sequence times			Zielzeit Finish time	Diff Diff	Pkt Pts
1.	15	*PIGNETER Patrick CLARA Florian	ITA 	1.L	12.19 (2)	31.92 (2)	0:49.71 (2)	1:18.38 (2)	0,16
					19,73 (1)	17,79 (1)	28,67 (2)		
				2.L	12.06 (2)	31.67 (1)	0:49.51 (1)	1:18.03 (1)	0,00
					19,61 (1)	17,84 (2)	28,52 (1)		
		GS				2:36.41	0,00		
2.	12	PORSHNEV Pavel LAZAREV Ivan	RUS 	1.L	12.13 (1)	31.87 (1)	0:49.67 (1)	1:18.22 (1)	0,00
					19,74 (2)	17,80 (2)	28,55 (1)		
				2.L	12.04 (1)	31.91 (2)	0:49.66 (2)	1:18.28 (2)	0,25
					19,87 (2)	17,75 (1)	28,62 (2)		
		GS				2:36.50	0,09		
3.	14	*EGOROV Aleksandr POPOV Petr	RUS 	1.L	12.33 (4)	32.59 (4)	0:50.89 (5)	1:19.77 (3)	1,55
					20,26 (5)	18,30 (4)	28,88 (3)		
				2.L	12.13 (3)	32.27 (3)	0:50.37 (3)	1:19.19 (3)	1,16
					20,14 (5)	18,10 (5)	28,82 (4)		
		GS				2:38.96	2,55		
4.	13	*SCHOPF Christian SCHOPF Andreas	AUT 	1.L	12.24 (3)	32.29 (3)	0:50.64 (3)	1:19.92 (4)	1,70
					20,05 (3)	18,35 (5)	29,28 (5)		
				2.L	12.25 (4)	32.34 (4)	0:50.40 (4)	1:19.49 (4)	1,46
					20,09 (3)	18,06 (3)	29,09 (5)		
		GS				2:39.41	3,00		
5.	11	REGENSBURGER Christop HOLZKNECHT Dominik	AUT 	1.L	12.41 (5)	32.67 (5)	0:50.80 (4)	1:20.35 (5)	2,13
					20,26 (4)	18,13 (3)	29,55 (6)		
				2.L	12.48 (5)	32.62 (5)	0:50.69 (5)	1:20.25 (6)	2,22
					20,14 (4)	18,07 (4)	29,56 (7)		
		GS				2:40.60	4,19		
6.	8	LASZCZAK Andrzej WANICZEK Damian	POL 	1.L	12.59 (6)	32.94 (6)	0:51.48 (6)	1:20.51 (6)	2,29
					20,35 (6)	18,54 (6)	29,03 (4)		
				2.L	12.54 (6)	32.85 (6)	0:51.39 (6)	1:20.15 (5)	2,12
					20,31 (6)	18,54 (6)	28,76 (3)		
		GS				2:40.66	4,25		
7.	2	*KNAUDER Christoph KNAUDER Thomas	AUT 	1.L	12.79 (8)	33.46 (7)	0:52.22 (7)	1:21.87 (7)	3,65
					20,67 (7)	18,76 (7)	29,65 (7)		
				2.L	12.81 (7)	33.66 (8)	0:52.62 (8)	1:22.16 (7)	4,13
					20,85 (8)	18,96 (8)	29,54 (6)		
		GS				2:44.03	7,62		
8.	5	WICHAN Christian SCHILLER Oliver	GER 	1.L	13.30 (11)	34.02 (8)	0:52.89 (8)	1:23.15 (8)	4,93
					20,72 (8)	18,87 (9)	30,26 (9)		
				2.L	12.98 (10)	33.53 (7)	0:52.47 (7)	1:22.52 (8)	4,49
					20,55 (7)	18,94 (7)	30,05 (8)		
		GS				2:45.67	9,26		

Rng Rnk	Str. Bib	Teilnehmer Competitor	Nat Nat	Zwischen- und Sequenzzeiten Intermediate and sequence times			Zielzeit Finish time	Diff Diff	Pkt Pts
9.	10	*MOROSAN Bogdan CANDREA Gabriel	ROU 	1.L 12.75 (7)	34.21 (9)	0:53.06 (9)	1:23.31 (9)	5,09	
				21,46 (9)	18,85 (8)	30,25 (8)			
				2.L 12.85 (8)	34.71 (9)	0:54.17 (9)	1:24.82 (9)	6,79	
				21,86 (10)	19,46 (9)	30,65 (10)	2:48.13	11,72	
				GS					
10.	1	SAVOV Petar ANCHOV Georgi	BUL 	1.L 13.12 (9)	34.67 (10)	0:54.58 (10)	1:25.71 (10)	7,49	
				21,55 (10)	19,91 (11)	31,13 (10)			
				2.L 13.07 (11)	34.91 (10)	0:54.91 (10)	1:25.54 (10)	7,51	
				21,84 (9)	20,00 (11)	30,63 (9)	2:51.25	14,84	
				GS					
11.	9	*DELLALBASI Muhammet E OZCAN Muhammet Sait	TUR 	1.L 13.21 (10)	35.15 (11)	0:54.97 (11)	1:26.59 (11)	8,37	
				21,94 (11)	19,82 (10)	31,62 (11)			
				2.L 12.97 (9)	36.70 (11)	0:56.53 (11)	1:27.87 (11)	9,84	
				23,73 (12)	19,83 (10)	31,34 (11)	2:54.46	18,05	
				GS					
12.	6	KOVSHIK Stanislav TARASOV Ilya	RUS 	12.35 (1)	32.92 (1)	0:51.26 (1)	1:20.58	0,00	
				20,57 (1)	18,34 (1)	29,32 (1)			
13.	7	SILIN Pavel RODIN Iwan	RUS 	12.55 (2)	33.26 (2)	0:51.62 (2)	1:20.95	0,37	
				20,71 (2)	18,36 (2)	29,33 (2)			
14.	4	LOS Roman KRAVCHUK Svitlana	UKR 	13.76 (3)	38.45 (3)	1:00.16 (3)	1:31.92	11,34	
				24,69 (3)	21,71 (3)	31,76 (3)			