


05. - 07.02.2016

Einsitzer DAMEN - singles WOMEN

Offizielles Ergebnis - Official Results

Rng Rnk	Stn. Bib	Teilnehmer Competitor	Nat Nat	Zwischen- und Sequenzzeiten Intermediate and sequence times			Zielzeit Finish time	Diff Diff	Pkt Pts		
1.	25	LANTHALER Evelin	ITA 	1L	25.31	37.32	0:43.09	LZ	0:57.45		
				2L	22.73 (1)	34.74 (1)	1:40.53 (1)			0:57.50 (1)	0,00
					12,01 (3)	5,79 (3)					
		GS					1:54.95	0,00	0		
2.	22	PINGGERA Greta	ITA 	1L	25.52	37.46	0:43.24	LZ	0:57.75 (2)	0,25	
				2L	22.99 (2)	34.96 (2)	1:40.81 (2)				
					11,97 (2)	5,85 (4)					
		GS					1:55.32	0,37	0		
3.	23	LAVRENTYEVA Ekaterina	RUS 	1L	25.26	37.32	0:43.15	LZ	0:57.77 (3)	0,27	
				2L	23.24 (3)	35.25 (3)	1:41.01 (3)				
					12,01 (4)	5,76 (1)					
		GS					1:55.65	0,70	0		
4.	21	ASTRAMOVICH Ludmila	RUS 	1L	25.65	37.97	0:43.81	LZ	0:58.04 (5)	0,54	
				2L	23.76 (5)	36.01 (5)	1:41.80 (5)				
					12,25 (7)	5,79 (2)					
		GS					1:56.11	1,16	0		
5.	19	BACHMANN Sara	ITA 	1L	25.64	37.79	0:43.62	LZ	0:58.02 (4)	0,52	
				2L	23.73 (4)	35.79 (4)	1:41.66 (4)				
					12,06 (5)	5,87 (5)					
		GS					1:56.25	1,30	0		
6.	9	MAURER Theresa	GER 	1L	25.95	38.24	0:44.13	LZ	0:58.13 (6)	0,63	
				2L	24.31 (7)	36.24 (6)	1:42.13 (6)				
					11,93 (1)	5,89 (7)					
		GS					1:56.69	1,74	0		
7.	24	UNTERBERGER Tina	AUT 	1L	25.81	37.93	0:43.77	LZ	0:58.73 (7)	1,23	
				2L	24.18 (6)	36.63 (7)	1:42.60 (7)				
					12,45 (10)	5,97 (10)					
		GS					1:57.15	2,20	0		
8.	6	PFATTNER Alexandra	ITA 	1L	25.68	38.22	0:44.11	LZ	0:58.80 (8)	1,30	
				2L	24.42 (8)	36.93 (9)	1:42.82 (9)				
					12,51 (11)	5,89 (6)					
		GS					1:57.29	2,34	0		
9.	20	DIEPOLD Michelle	AUT 	1L	25.78	37.97	0:43.83	LZ	0:58.85 (9)	1,35	
				2L	24.60 (9)	36.80 (8)	1:42.72 (8)				
					12,20 (6)	5,92 (8)					
		GS					1:57.52	2,57	0		

05. - 07.02.2016

Einsitzer DAMEN - singles WOMEN Offizielles Ergebnis - Official Results

Rng Rnk	Stn. Bib	Teilnehmer Competitor	Nat Nat	Zwischen- und Sequenzzeiten Intermediate and sequence times			Zielzeit Finish time	Diff Diff	Pkt Pts	
10.	12	MAURER Michaela	GER 	1L	25.99	38.41	0:44.35		0:58.80	
				2L	24.87 (10)	37.29 (10)	1:43.26 (10)	LZ	0:59.11(10)	1,61
					12,42 (8)	5,97 (10)				
		GS					1:57.91	2,96	0	
11.	15	MALEEVA Daria	RUS 	1L	26.51	38.82	0:44.73		0:59.43	
				2L	25.73 (11)	38.15 (11)	1:44.08 (11)	LZ	0:59.53(11)	2,03
					12,42 (8)	5,93 (9)				
		GS					1:58.96	4,01	0	
12.	18	ZARAVINA Svetlana	RUS 	1L	26.74	39.49	0:45.45		0:59.78	
				2L	26.30 (14)	39.03 (13)	1:45.05 (12)	LZ	0:59.60(12)	2,10
					12,73 (13)	6,02 (14)				
		GS					1:59.38	4,43	0	
13.	10	AUER Maria	AUT 	1L	25.96	39.10	0:45.22		0:59.87	
				2L	26.08 (13)	39.08 (14)	1:45.17 (13)	LZ	0:59.91(14)	2,41
					13,00 (16)	6,09 (15)				
		GS					1:59.78	4,83	0	
14.	16	WALCH Lisa	GER 	1L	26.16	38.83	0:44.86		0:59.51	
				2L	26.03 (12)	38.93 (12)	1:45.18 (15)	LZ	1:00.54(15)	3,04
					12,90 (15)	6,25 (18)				
		GS					2:00.05	5,10	0	
15.	17	DRAGICEVIC Petra	SLO 	1L	26.51	39.35	0:45.34		1:00.22	
				2L	26.48 (15)	39.18 (15)	1:45.17 (13)	LZ	0:59.87(13)	2,37
					12,70 (12)	5,99 (12)				
		GS					2:00.09	5,14	0	
16.	8	SARTEUR Ylenia	SUI 	1L	26.78	39.81	0:45.95		1:01.03	
				2L	28.05 (17)	40.93 (16)	1:46.92 (16)	LZ	1:00.71(16)	3,21
					12,88 (14)	5,99 (12)				
		GS					2:01.74	6,79	0	
17.	13	NIEMETZ Michaela	GER 	1L	26.96	39.91	0:46.00		1:00.94	
				2L	27.74 (16)	41.16 (17)	1:47.31 (17)	LZ	1:01.38(17)	3,88
					13,42 (18)	6,15 (16)				
		GS					2:02.32	7,37	0	
18.	14	KARISIK Irma	BIH 	1L	27.79	41.17	0:47.34		1:02.51	
				2L	30.13 (18)	43.80 (18)	1:49.98 (18)	LZ	1:02.79(19)	5,29
					13,67 (20)	6,18 (17)				
		GS					2:05.30	10,35	0	
19.	11	SLYUSAR Anastasiya	UKR 	1L	27.79	41.81	0:48.48		1:04.26	
				2L	31.92 (19)	45.11 (19)	1:51.41 (19)	LZ	1:02.77(18)	5,27
					13,19 (17)	6,30 (19)				
		GS					2:07.03	12,08	0	

07.02.2016 12:15:43

PASSEIERTAL (ITA)

Seite/Page 2 von/from 3

RODELAUSWERTUNGSPROGRAMM V 2015 © MALL Karl
www.sportedv.com






www.fil-luge.org

TIMING: Gino TREVISAN
DATA PROCESSING: SPORTEDEV MALL/ Simon MALL



05. - 07.02.2016

Einsitzer DAMEN - singles WOMEN Offizielles Ergebnis - Official Results

Rng Rnk	Stn. Bib	Teilnehmer Competitor	Nat Nat	Zwischen- und Sequenzzeiten Intermediate and sequence times			Zielzeit Finish time	Diff Diff	Pkt Pts
20.	5	HUTOPILA Anisoara	 ROU	1L 29.06	43.03	0:49.48			1:04.63
				2L 32.82 (20)	46.51 (20)	1:52.91 (20)	LZ 1:03.51(20)	6,01	
					13,69 (21)	6,40 (20)			
GS							2:08.14	13,19	0
21.	1	KRUPINSKA Dominika	 POL	1L 28.68	42.94	0:50.11			1:06.41
				2L 34.88 (21)	48.49 (21)	1:55.17 (21)	LZ 1:04.86(21)	7,36	
					13,61 (19)	6,68 (21)			
GS							2:11.27	16,32	0
22.	3	YARUNICH Viktoria	 UKR	1L 28.96	43.97	0:50.82			1:06.64
				2L 35.89 (22)	50.77 (22)	1:57.72 (22)	LZ 1:06.95(22)	9,45	
					14,88 (22)	6,95 (23)			
GS							2:13.59	18,64	0
23.	7	KOSOVA Marketa	 CZE	1L 30.44	46.42	0:53.43			1:09.62
				2L 39.56 (23)	55.47 (23)	2:02.44 (23)	LZ 1:09.10(23)	11,60	
					15,91 (24)	6,97 (24)			
GS							2:18.72	23,77	0
24.	2	IVAN Petronela	 ROU	1L 33.08	49.39	0:56.23			1:12.99
				2L 44.35 (24)	00.12 (24)	2:06.97 (24)	LZ 1:10.58(24)	13,08	
					15,77 (23)	6,85 (22)			
GS							2:23.57	28,62	0

Bewerbsstatistik:

Gemeldete Teilnehmer: 24
nicht in der Wertung:
Gewertete Teilnehmer: 24

Für die Richtigkeit - Certified correct

Rennleiter:
Othmar Tribus / ITA

Juryvorsitzender:
Thomas Niemetz / GER