

05. - 07.02.2016

Einsitzer HERREN - singles MEN

Offizielles Ergebnis - Official Results

Rng Rnk	Stn. Bib	Teilnehmer Competitor	Nat Nat	Zwischen- und Sequenzzeiten Intermediate and sequence times			Zielzeit Finish time	Diff Diff	Pkt Pts	
1.	41	KAMMERLANDER Thomas	AUT 	%L	24.59	36.41	0:42.12	LZ	0:55.90 (1)	0,00
				&L	20.35 (1)	32.28 (2)	1:37.99 (2)			
					11,93 (4)	5,71 (1)				
				GS						
2.	43	PIGNETER Patrick	ITA 	%L	24.67	36.33	0:42.01	LZ	0:56.07 (2)	0,17
				&L	20.55 (2)	32.24 (1)	1:37.97 (1)			
					11,69 (1)	5,73 (2)				
				GS						
3.	31	SCHOPF Christian	AUT 	%L	24.72	36.63	0:42.51	LZ	0:56.74 (3)	0,84
				&@	21.40 (4)	33.31 (3)	1:39.11 (3)			
					11,91 (2)	5,80 (8)				
				GS						
4.	42	GRUBER Alex	ITA 	%L	24.64	36.39	0:42.35	LZ	0:56.97 (4)	1,07
				&L	21.27 (3)	33.32 (4)	1:39.26 (4)			
					12,05 (7)	5,94 (15)				
				GS						
5.	37	GLATZL Florian	AUT 	%L	24.85	36.95	0:42.80	LZ	0:57.10 (7)	1,20
				&L	21.82 (7)	34.04 (7)	1:39.86 (6)			
					12,22 (12)	5,82 (9)				
				GS						
6.	35	NEURAUTER Bernd	AUT 	%L	25.03	36.97	0:42.75	LZ	0:57.05 (6)	1,15
				&L	22.05 (9)	33.96 (5)	1:39.70 (5)			
					11,91 (2)	5,74 (3)				
				GS						
7.	38	BUKIN Gregori	RUS 	%L	25.15	37.17	0:43.01	LZ	0:57.01 (5)	1,11
				&L	22.13 (10)	34.21 (10)	1:39.98 (8)			
					12,08 (8)	5,77 (6)				
				GS						
8.	33	FEDERER Stefan	ITA 	%L	24.99	37.09	0:42.90	LZ	0:57.15 (9)	1,25
				&L	22.00 (8)	34.09 (8)	1:39.91 (7)			
					12,09 (9)	5,82 (9)				
				GS						
9.	32	BREITENBERGER Florian	ITA 	%L	25.01	36.99	0:42.77	LZ	0:57.77(14)	1,87
				&L	21.65 (5)	34.01 (6)	1:40.14 (9)			
					12,36 (14)	6,13 (22)				
				GS						



05. - 07.02.2016

Einsitzer HERREN - singles MEN Offizielles Ergebnis - Official Results

Rng Rnk	Stn. Bib	Teilnehmer Competitor	Nat Nat	Zwischen- und Sequenzzeiten Intermediate and sequence times			Zielzeit Finish time	Diff Diff	Pkt Pts
10.	34	KOVSHIK Stanislav	 RUS	%L 25.14	37.16	0:43.00			0:57.16
				&L 22.50 (11)	34.53 (11)	1:40.32 (11)	LZ 0:57.37(10)	1,47	
					12,03 (6)	5,79 (7)			
				GS					1:54.53 2,79 0
10.	40	EGOROV Aleksandr	 RUS	%L 25.00	36.97	0:42.76			0:56.81
				&L 21.76 (6)	34.12 (9)	1:40.18 (10)	LZ 0:57.72(13)	1,82	
					12,36 (14)	6,06 (20)			
				GS					1:54.53 2,79 0
12.	39	CLARA Florian	 ITA	%L 25.18	37.24	0:43.00			0:57.15
				&L 22.65 (13)	34.76 (13)	1:40.52 (12)	LZ 0:57.45(11)	1,55	
					12,11 (10)	5,76 (4)			
				GS					1:54.60 2,86 0
13.	28	MAURER Georg	 GER	%L 25.19	37.59	0:43.51			0:57.47
				&L 22.58 (12)	34.74 (12)	1:40.58 (13)	LZ 0:57.14 (8)	1,24	
					12,16 (11)	5,84 (12)			
				GS					1:54.61 2,87 0
14.	36	TALIKH Juri	 RUS	%L 25.29	37.40	0:43.30			0:57.65
				&L 23.03 (15)	34.99 (14)	1:40.87 (14)	LZ 0:57.55(12)	1,65	
					11,96 (5)	5,88 (13)			
				GS					1:55.20 3,46 0
15.	14	FOLIE Armin	 ITA	%L 25.47	37.76	0:43.54			0:57.51
				&L 23.10 (16)	35.33 (15)	1:41.15 (15)	LZ 0:57.86(15)	1,96	
					12,23 (13)	5,82 (11)			
				GS					1:55.37 3,63 0
16.	17	MARTYANOV Aleksey	 RUS	%L 25.51	37.78	0:43.70			0:57.72
				&L 23.47 (17)	35.98 (17)	1:41.75 (16)	LZ 0:58.18(16)	2,28	
					12,51 (18)	5,77 (5)			
				GS					1:55.90 4,16 0
17.	30	JEDRZEJKO Adam	 POL	%L 25.21	37.21	0:43.02			0:57.13
				&L 22.66 (14)	35.39 (16)	1:41.89 (17)	LZ 0:59.47(22)	3,57	
					12,73 (24)	6,50 (31)			
				GS					1:56.60 4,86 0
18.	16	SCHMELZER Marius	 GER	%L 25.42	37.92	0:43.84			0:58.13
				&L 23.67 (18)	36.15 (18)	1:42.13 (18)	LZ 0:58.69(17)	2,79	
					12,48 (17)	5,98 (17)			
				GS					1:56.82 5,08 0
19.	13	MAYERHOFER Martin	 AUT	%L 25.51	37.70	0:43.71			0:58.06
				&L 24.09 (19)	36.64 (19)	1:42.71 (19)	LZ 0:59.30(20)	3,40	
					12,55 (20)	6,07 (21)			
				GS					1:57.36 5,62 0

06.02.2016 15:04:35

PASSEIERTAL (ITA)

Seite/Page 2 von/from 5

RODELAUSWERTUNGSPROGRAMM V 2015 © MALL Karl
www.sportedv.com

www.fil-luge.org

TIMING: Gino TREVISAN
DATA PROCESSING: SPORTEDEV MALL/ Simon MALL



05. - 07.02.2016

Einsitzer HERREN - singles MEN Offizielles Ergebnis - Official Results

Rng Rnk	Stn. Bib	Teilnehmer Competitor	Nat Nat	Zwischen- und Sequenzzeiten Intermediate and sequence times			Zielzeit Finish time	Diff Diff	Pkt Pts
20.	2	DOROFEEV Egor		%L 26.31	39.00	0:44.94			0:59.11
				&L 25.55 (23)	37.98 (23)	1:43.93 (22)	LZ 0:59.28(19)	3,38	
				12,43 (16)	5,95 (16)				
				GS					1:58.39 6,65 0
21.	24	WICHAN Christian		%L 25.89	38.46	0:44.59			0:59.42
				&L 25.42 (22)	37.93 (21)	1:43.83 (20)	LZ 0:59.22(18)	3,32	
				12,51 (18)	5,90 (14)				
				GS					1:58.64 6,90 0
22.	21	VESELIN Iliev		%L 25.87	38.31	0:44.31			0:58.71
				&L 25.30 (21)	37.97 (22)	1:43.96 (23)	LZ 1:00.04(23)	4,14	
				12,67 (23)	5,99 (18)				
				GS					1:58.75 7,01 0
23.	11	ACHENRAINER Fabian		%L 25.90	38.62	0:44.58			0:59.37
				&L 25.18 (20)	37.84 (20)	1:43.83 (20)	LZ 0:59.41(21)	3,51	
				12,66 (21)	5,99 (18)				
				GS					1:58.78 7,04 0
24.	18	DEMCHUK Andryi		%L 26.27	38.84	0:44.90			0:59.38
				&L 25.78 (24)	38.72 (24)	1:44.89 (24)	LZ 1:00.34(24)	4,44	
				12,94 (25)	6,17 (25)				
				GS					1:59.72 7,98 0
25.	23	SAVOV Petar		%L 26.22	38.92	0:44.99			1:00.14
				&L 26.74 (25)	39.40 (25)	1:45.53 (25)	LZ 1:00.84(25)	4,94	
				12,66 (22)	6,13 (22)				
				GS					2:00.98 9,24 0
26.	3	LIMMER Josef		%L 26.93	40.06	0:46.25			1:00.87
				&L 27.71 (26)	40.99 (26)	1:47.15 (26)	LZ 1:01.20(26)	5,30	
				13,28 (27)	6,16 (24)				
				GS					2:02.07 10,33 0
27.	27	HOFMANN Daniel		%L 26.72	40.83	0:47.87			1:03.53
				&L 30.48 (27)	43.69 (27)	1:50.06 (27)	LZ 1:02.04(27)	6,14	
				13,21 (26)	6,37 (28)				
				GS					2:05.57 13,83 0
28.	15	TAZLAOANU Ciprian		%L 27.48	41.31	0:47.71			1:02.39
				&L 30.55 (28)	44.44 (29)	1:50.80 (29)	LZ 1:03.30(31)	7,40	
				13,89 (31)	6,36 (27)				
				GS					2:05.69 13,95 0
28.	22	DIMITROV Yordan		%L 28.36	41.66	0:47.92			1:02.63
				&L 30.64 (29)	44.19 (28)	1:50.57 (28)	LZ 1:03.06(30)	7,16	
				13,55 (28)	6,38 (29)				
				GS					2:05.69 13,95 0

06.02.2016 15:04:35

PASSEIERTAL (ITA)

Seite/Page 3 von/from 5

RODELAUSWERTUNGSPROGRAMM V 2015 © MALL Karl
www.sportedv.com

www.fil-luge.org










TIMING: Gino TREVISAN
DATA PROCESSING: SPORTEDEV MALL/ Simon MALL





05. - 07.02.2016

Einsitzer HERREN - singles MEN Offizielles Ergebnis - Official Results

Rng Rnk	Stn. Bib	Teilnehmer Competitor	Nat Nat	Zwischen- und Sequenzzeiten Intermediate and sequence times			Zielzeit Finish time	Diff Diff	Pkt Pts
30.	12	FILIMON Adrian	 ROU	%L 28.57	42.61	0:49.03			1:03.64
				&L 31.18 (30)	45.06 (31)	1:51.44 (31)	LZ 1:02.52(28)	6,62	
					13,88 (30)	6,38 (29)			
				GS					2:06.16 14,42 0
31.	8	LENKO Myroslav	 UKR	%L 27.70	42.55	0:48.87			1:03.83
				&L 31.18 (30)	44.91 (30)	1:51.25 (30)	LZ 1:02.80(29)	6,90	
					13,73 (29)	6,34 (26)			
				GS					2:06.63 14,89 0
32.	10	SPRATEK Kacper	 POL	%L 28.58	43.10	0:49.72			1:05.35
				&L 34.64 (32)	48.92 (32)	1:55.56 (32)	LZ 1:06.04(33)	10,14	
					14,28 (34)	6,64 (34)			
				GS					2:11.39 19,65 0
33.	7	GACANIN Dzevad	 BIH	%L 29.02	44.09	0:50.99			1:07.88
				&L 36.31 (34)	50.25 (34)	1:56.75 (33)	LZ 1:04.39(32)	8,49	
					13,94 (32)	6,50 (31)			
				GS					2:12.27 20,53 0
34.	6	NAICHUK Denis	 UKR	%L 28.96	43.27	0:50.26			1:07.15
				&L 35.94 (33)	50.11 (33)	1:56.79 (34)	LZ 1:06.69(35)	10,79	
					14,17 (33)	6,68 (35)			
				GS					2:13.84 22,10 0
35.	1	CLAYTON David	 GBR	%L 29.32	47.01	0:54.23			1:09.64
				&L 38.27 (35)	53.94 (35)	2:00.77 (35)	LZ 1:06.55(34)	10,65	
					15,67 (37)	6,83 (36)			
				GS					2:16.19 24,45 0
36.	9	MILLET Alex	 SUI	%L 32.11	46.85	0:53.18			1:08.58
				&L 39.64 (37)	54.78 (37)	2:01.41 (36)	LZ 1:08.75(37)	12,85	
					15,14 (36)	6,63 (33)			
				GS					2:17.33 25,59 0
37.	4	BUDNY Patryk	 POL	%L 30.86	46.65	0:53.56			1:09.09
				&L 39.45 (36)	54.56 (36)	2:01.46 (37)	LZ 1:08.27(36)	12,37	
					15,11 (35)	6,90 (37)			
				GS					2:17.36 25,62 0
38.	5	PIETRASZKO Kacper	 POL	%L 31.05	46.87	0:53.88			1:11.52
				2L 43.00 (38)	58.99 (38)	2:05.90 (38)	LZ 1:12.50(38)	16,60	
					15,99 (38)	6,91 (38)			
				GS					2:24.02 32,28 0

06.02.2016 15:04:35

PASSEIERTAL (ITA)

Seite/Page 4 von/from 5

RODELAUSWERTUNGSPROGRAMM V 2015 © MALL Karl
www.sportedv.com

www.fil-luge.org

TIMING: Gino TREVISAN
DATA PROCESSING: SPORTEDEV MALL/ Simon MALL





05. - 07.02.2016

Einsitzer HERREN - singles MEN Offizielles Ergebnis - Official Results

Rng Rnk	Stn. Bib	Teilnehmer Competitor	Nat Nat	Zwischen- und Sequenzzeiten Intermediate and sequence times	Zielzeit Finish time	Diff Diff	Pkt Pts
------------	-------------	--------------------------	------------	--	-------------------------	--------------	------------

29 DRAGICEVIC Tadej

SLO

N.I.Z 1L

1.L

Bewerbsstatistik:

Für die Richtigkeit - Certified correct

Gemeldete Teilnehmer: 39
nicht in der Wertung: 1
Gewertete Teilnehmer: 38

Rennleiter:
Othmar Tribus / ITA

Juryvorsitzender:
Thomas Niemetz / GER

06.02.2016 15:04:35

PASSEIERTAL (ITA)

Seite/Page 5 von/from 5

RODELAUSWERTUNGSPROGRAMM V 2015 © MALL Karl
www.sportedv.com

www.fil-luge.org

TIMING: Gino TREVISAN
DATA PROCESSING: SPORTEDEV MALL/ Simon MALL

