




LUGE  
LUGE  
WOMEN'S COMPETITION  
FEMMES - COMPÉTITION



Singles  
Simple

FINAL RESULTS / RÉSULTATS DÉFINITIFS

REVISED

CESANA PARIOL TUE 14 FEB 2006 / MAR 14 FEV 2006

Track Records					
Name	NOC Code	Start Time	Finish Time	Date	Run No
KRAUSHAAR Silke	GER	4.320		14 FEB 2006	3
OTTO Sylke	GER		46.820	13 FEB 2006	2

Rk	Bib No	NOC Code	Name	Start Time	Rk	Int 1 Rk	Int 2 Rk	Int 3 Rk	Speed (km/h) (mph)	Finish Time	Rk	Time Behind	RM			
1	4	GER	OTTO Sylke	4.374	4	16.885	3	28.864	2	39.160	2	127.6	79.3	47.041	1	0.000
				4.372	4	16.844	2	28.738	2	38.969	1	124.7	77.5	46.820	1	0.000TR
				4.358	3	16.837	3	28.767	3	39.056	2	124.0	77.1	46.902	1	0.000
				4.374	4	16.926	8	28.963	8	39.302	6	127.6	79.3	47.216	3	+0.235
				<b>Total: 3:07.979</b>											<b>0.000</b>	
2	12	GER	KRAUSHAAR Silke	4.338	2	16.834	2	28.868	3	39.250	3	121.9	75.8	47.269	4	+0.228
				4.334	1	16.775	1	28.696	1	38.974	2	123.2	76.6	46.860	2	+0.040
				4.320	1	16.742	1	28.703	1	39.043	1	122.5	76.1	46.991	2	+0.089SR
				4.330	1	16.749	1	28.699	2	39.032	2	122.5	76.1	46.995	2	+0.014
				<b>Total: 3:08.115</b>											<b>+0.136</b>	
3	3	GER	HUEFNER Tatjana	4.334	1	16.793	1	28.718	1	39.048	1	126.9	78.8	47.109	2	+0.068
				4.425	14	17.006	12	28.999	9	39.322	7	127.4	79.1	47.269	6	+0.449
				4.328	2	16.795	2	28.764	2	39.116	3	127.0	78.9	47.101	3	+0.199
				4.333	2	16.764	2	28.686	1	39.009	1	127.2	79.0	46.981	1	0.000
				<b>Total: 3:08.460</b>											<b>+0.481</b>	
4	7	USA	ZABLOCKI Courtney	4.406	9	16.930	5	28.913	4	39.261	4	122.4	76.0	47.253	3	+0.212
				4.407	8	16.918	5	28.867	3	39.176	3	124.6	77.4	47.129	3	+0.309
				4.398	7	16.875	5	28.833	4	39.208	4	126.1	78.4	47.234	5	+0.332
				4.398	8	16.877	4	28.882	3	39.258	4	122.4	76.1	47.236	6	+0.255
				<b>Total: 3:08.852</b>											<b>+0.873</b>	
5	8	AUT	HALDER Veronika	4.437	21	16.999	12	29.046	8	39.423	7	127.3	79.1	47.426	6	+0.385
				4.448	=18	16.979	9	28.937	6	39.203	4	128.9	80.1	47.137	4	+0.317
				4.434	17	16.950	12	28.961	=10	39.300	7	124.8	77.5	47.246	6	+0.344
				4.436	16	16.964	11	28.981	10	39.327	8	127.5	79.2	47.278	7	+0.297
				<b>Total: 3:09.087</b>											<b>+1.108</b>	
6	21	UKR	LUDAN Liliya	4.475	28	17.061	17	29.113	12	39.482	10	126.3	78.5	47.439	7	+0.398
				4.457	22	17.005	11	29.042	10	39.406	10	126.5	78.6	47.378	8	+0.558
				4.482	25	16.981	13	28.935	7	39.220	5	127.6	79.3	47.150	4	+0.248
				4.463	21	17.012	17	29.039	11	39.388	11	126.8	78.8	47.308	9	+0.327
				<b>Total: 3:09.275</b>											<b>+1.296</b>	
7	18	LAT	ORLOVA Anna	4.423	15	16.980	9	29.100	11	39.535	12	126.5	78.6	47.654	11	+0.613
				4.423	13	16.964	7	28.992	8	39.318	6	127.4	79.1	47.317	7	+0.497
				4.423	13	16.941	10	28.961	=10	39.307	8	127.6	79.2	47.280	8	+0.378
				4.419	11	16.900	6	28.923	6	39.271	5	127.1	78.9	47.232	5	+0.251
				<b>Total: 3:09.483</b>											<b>+1.504</b>	
8	6	AUT	REITHMAYER Nina	4.413	10	16.987	=10	29.063	10	39.468	8	126.3	78.4	47.485	8	+0.444
				4.411	9	16.966	8	29.115	=12	39.523	11	126.3	78.5	47.532	11	+0.712
				4.409	10	16.912	8	28.948	9	39.331	11	126.6	78.6	47.333	10	+0.431
				4.399	9	16.879	5	28.894	4	39.253	3	123.2	76.5	47.223	4	+0.242
				<b>Total: 3:09.573</b>											<b>+1.594</b>	



LUGE  
LUGE

WOMEN'S COMPETITION  
FEMMES - COMPÉTITION

Singles  
Simple



FINAL RESULTS / RÉSULTATS DÉFINITIFS


**REVISED**

CESANA PARIOL TUE 14 FEB 2006 / MAR 14 FEV 2006

Rk	Bib No	NOC Code	Name	Start Time	Rk	Int 1 Rk	Int 2 Rk	Int 3 Rk	Speed (km/h) (mph)	Finish Time	Rk	Time Behind	RM			
9	1	SUI	KOCHER Martina	4.377	5	16.926	4	28.970	5	39.419	6	121.7	75.6	47.548	9	+0.507
				4.362	2	16.889	3	28.913	5	39.350	8	126.1	78.3	47.410	9	+0.590
				4.371	5	16.859	4	28.853	5	39.267	6	122.5	76.1	47.276	7	+0.374
				4.362	3	16.866	3	28.909	5	39.351	9	122.1	75.8	47.357	11	+0.376
				<b>Total: 3:09.591</b>										<b>+1.612</b>		
10	11	CAN	LAUSCHER Regan	4.403	8	16.968	8	29.062	9	39.517	11	125.5	78.0	47.584	10	+0.543
				4.398	6	16.940	6	28.975	7	39.382	9	126.0	78.3	47.418	10	+0.598
				4.397	6	16.908	7	28.919	6	39.329	10	126.1	78.4	47.320	9	+0.418
				4.395	7	16.918	7	28.978	9	39.370	10	126.5	78.6	47.321	10	+0.340
				<b>Total: 3:09.643</b>										<b>+1.664</b>		
11	15	ITA	PODORIESZACH Sarah	4.465	26	17.073	18	29.231	16	39.736	15	125.2	77.8	47.858	12	+0.817
				4.456	21	17.075	18	29.175	15	39.591	12	123.1	76.5	47.647	12	+0.827
				4.467	23	17.013	15	29.098	13	39.525	13	126.3	78.5	47.519	11	+0.617
				4.464	22	17.186	21	29.358	20	39.838	20	126.0	78.3	47.850	15	+0.869
				<b>Total: 3:10.874</b>										<b>+2.895</b>		
12	19	USA	HAMLIN Erin	4.420	=12	16.956	6	28.975	6	39.473	9	124.9	77.6	48.660	20	+1.619
				4.480	26	17.253	25	29.369	22	39.770	17	126.3	78.4	47.816	14	+0.996
				4.427	15	16.939	9	29.030	12	39.492	12	125.6	78.1	47.534	12	+0.632
				4.422	13	16.932	10	28.934	7	39.312	7	122.7	76.2	47.280	8	+0.299
				<b>Total: 3:11.290</b>										<b>+3.311</b>		
13	16	JPN	HARADA Madoka	4.459	25	17.137	24	29.379	21	39.929	18	120.7	75.0	48.042	15	+1.001
				4.466	23	17.140	22	29.304	19	39.761	16	122.0	75.8	47.852	15	+1.032
				4.459	22	17.154	24	29.407	24	39.943	21	125.2	77.8	47.989	16	+1.087
				4.460	20	17.070	19	29.254	19	39.742	16	122.1	75.8	47.767	14	+0.786
				<b>Total: 3:11.650</b>										<b>+3.671</b>		
14	13	RUS	RODIONOVA Alexandra	4.420	=12	17.074	19	29.337	20	39.965	20	124.0	77.0	48.165	16	+1.124
				4.406	7	17.012	13	29.229	16	39.777	18	125.2	77.8	47.935	16	+1.115
				4.400	9	17.019	17	29.322	21	39.968	22	123.9	77.0	48.186	19	+1.284
				4.394	6	16.930	9	29.143	15	39.711	15	124.7	77.5	47.881	16	+0.900
				<b>Total: 3:12.167</b>										<b>+4.188</b>		
15	17	POL	STASZULONEK Ewelina	4.419	11	17.048	16	29.245	17	39.767	16	125.2	77.8	48.653	19	+1.612
				4.426	15	17.031	15	29.169	14	39.623	13	122.3	76.0	47.666	13	+0.846
				4.440	18	17.024	18	29.132	14	39.594	14	126.0	78.3	48.293	20	+1.391
				4.421	12	17.009	=14	29.112	14	39.560	14	122.6	76.1	47.567	13	+0.586
				<b>Total: 3:12.179</b>										<b>+4.200</b>		
16	24	RUS	ANASHKINA Julia	4.401	7	16.987	=10	29.120	13	39.675	13	124.3	77.2	47.952	14	+0.911
				4.396	5	16.991	10	29.115	=12	39.636	14	124.5	77.3	48.190	20	+1.370
				4.399	8	17.014	16	29.179	16	39.768	17	124.2	77.1	48.059	17	+1.157
				4.392	5	17.009	=14	29.210	16	39.824	19	123.6	76.8	48.208	20	+1.227
				<b>Total: 3:12.409</b>										<b>+4.430</b>		
17	23	LAT	TIRUMA Maija	4.473	27	17.198	26	29.780	24	40.556	24	123.8	76.9	49.623	25	+2.582
				4.471	24	17.111	21	29.278	18	39.753	15	128.1	79.6	47.987	18	+1.167
				4.450	21	17.042	21	29.245	19	39.762	16	125.1	77.7	47.889	14	+0.987
				4.448	18	17.000	12	29.111	13	39.550	13	125.4	77.9	47.545	12	+0.564
				<b>Total: 3:13.044</b>										<b>+5.065</b>		



LUGE  
LUGE  
WOMEN'S COMPETITION  
FEMMES - COMPÉTITION




Singles  
Simple

FINAL RESULTS / RÉSULTATS DÉFINITIFS

REVISED

CESANA PARIOL TUE 14 FEB 2006 / MAR 14 FEV 2006

Rk	Bib No	NOC Code	Name	Start Time	Rk	Int 1 Rk	Int 2 Rk	Int 3 Rk	Speed (km/h) (mph)	Finish Time	Rk	Time Behind	RM			
18	10	LAT	APARJODE Aiva	4.436	20	17.484	30	30.013	28	40.715	25	123.3	76.6	48.934	22	+1.893
				4.448	=18	17.161	23	29.402	24	39.891	20	125.6	78.0	47.957	17	+1.137
				4.424	14	16.995	14	29.171	15	39.671	15	121.8	75.6	47.721	13	+0.819
				4.440	17	17.266	22	29.663	22	40.286	22	124.6	77.4	48.453	21	+1.472
				<b>Total: 3:13.065</b>										<b>+5.086</b>		
19	25	SVK	SABOLOVA Veronika	4.429	=17	17.091	20	30.160	29	41.230	29	120.2	74.7	49.680	26	+2.639
				4.420	11	17.095	19	29.372	23	39.956	22	124.4	77.3	48.226	21	+1.406
				4.419	=11	17.036	20	29.268	20	39.868	20	124.2	77.1	48.095	18	+1.193
				4.409	10	17.008	13	29.232	18	39.817	17	120.9	75.1	48.060	18	+1.079
				<b>Total: 3:14.061</b>										<b>+6.082</b>		
20	29	CAN	GOUGH Alex	4.447	23	17.044	15	29.269	18	39.842	17	119.9	74.5	48.286	17	+1.245
				4.437	17	17.066	17	29.357	20	40.147	23	122.5	76.1	49.902	24	+3.082
				4.432	16	17.030	19	29.228	17	39.771	18	124.9	77.6	47.922	15	+1.020
				4.428	14	17.011	16	29.088	12	39.517	12	126.3	78.4	48.045	17	+1.064
				<b>Total: 3:14.155</b>										<b>+6.176</b>		
21	20	RUS	SKULKINA Anastasija	4.429	=17	17.193	25	29.948	26	40.823	26	121.2	75.3	49.174	23	+2.133
				4.422	12	17.025	14	29.250	17	39.824	19	124.3	77.2	48.089	19	+1.269
				4.446	19	17.059	22	29.372	23	40.024	23	122.8	76.3	50.033	24	+3.131
				4.429	15	17.018	18	29.226	17	39.821	18	124.0	77.1	48.072	19	+1.091
				<b>Total: 3:15.368</b>										<b>+7.389</b>		
22	28	SVK	SISAJOVA Jana	4.457	24	17.095	21	29.306	19	39.936	19	118.3	73.5	48.860	21	+1.819
				4.454	20	17.106	20	29.360	21	39.950	21	120.0	74.6	50.267	25	+3.447
				4.447	20	17.062	23	29.362	22	40.078	24	122.7	76.2	48.479	22	+1.577
				4.454	19	17.093	20	29.386	21	40.019	21	119.3	74.1	49.387	23	+2.406
				<b>Total: 3:16.993</b>										<b>+9.014</b>		
23	26	AUS	CAMPBELL-PEGG Hannah	4.477	29	17.267	27	29.964	27	40.961	28	119.7	74.3	49.577	24	+2.536
				4.473	25	17.242	24	29.815	26	40.675	25	121.3	75.3	49.350	23	+2.530
				4.474	24	17.224	25	29.933	25	40.960	25	119.8	74.4	49.574	23	+2.672
				4.498	23	17.268	23	29.767	23	40.578	23	121.8	75.6	49.038	22	+2.057
				<b>Total: 3:17.539</b>										<b>+9.560</b>		
24	30	ARG	DESPAIN Michelle	4.539	30	17.412	28	30.182	30	41.309	30	115.4	71.7	50.062	27	+3.021
				4.544	27	18.177	27	31.482	27	42.888	27	116.6	72.4	54.061	26	+7.241
				4.552	26	17.494	26	30.277	26	41.346	26	119.2	74.0	50.120	25	+3.218
				4.545	24	17.457	24	30.442	24	42.379	24	102.9	63.9	52.898	24	+5.917
				<b>Total: 3:27.141</b>										<b>+19.162</b>		
5	AUT	MANZENREITER Sorja	4.428	16	16.960	7	28.991	7	39.347	5	126.5	78.6	47.308	5	+0.267	
			4.414	10	16.915	4	28.902	4	39.225	5	123.6	76.8	47.200	5	+0.380	
			4.419	=11	16.902	6	28.944	8	39.308	9	127.3	79.1			DNF	
				<b>Total: DNF</b>										<b>DNF</b>		
22	CAN	SIMISTER Meaghan	4.362	3	17.098	22	29.522	23	40.261	22	122.6	76.1	48.585	18	+1.544	
			4.363	3	17.287	26	29.708	25	40.382	24	119.3	74.1	48.682	22	+1.862	
			4.361	4	16.946	11	29.236	18	39.849	19	124.5	77.3			DNF	
				<b>Total: DNF</b>										<b>DNF</b>		
14	USA	RETROSI Samantha	4.438	22	17.043	14	29.180	15	39.682	14	125.0	77.7	47.861	13	+0.820	
			4.432	16	17.043	16	29.086	11	41.442	26	93.5	58.1			DNF	
				<b>Total: DNF</b>										<b>DNF</b>		



**FINAL RESULTS / RÉSULTATS DÉFINITIFS**

**REVISED**

CESANA PARIOL TUE 14 FEB 2006 / MAR 14 FEV 2006

Rk	Bib No	NOC Code	Name	Start Time	Rk	Int 1 Rk	Int 2 Rk	Int 3 Rk	Speed (km/h) (mph)	Finish Time	Rk	Time Behind	RM		
2	ITA	OBERSTOLZ-ANTONOVA An	4.400	6	17.436	29	29.826	25	40.330	23	125.7	78.1	DNF		
												<b>Total:</b>	<b>DNF</b>		
27	CZE	JERIOVA Marketa	4.421	14	17.103	23	29.410	22	40.035	21	124.1	77.1	DNF		
												<b>Total:</b>	<b>DNF</b>		
9	UKR	YAKUSHENKO Natalia	4.430	19	17.008	13	29.122	14	40.839	27	105.5	65.6	54.189	28	+7.148
												<b>Total:</b>	<b>DNS</b>		
ISV	ABERNATHY Anne												<b>Total:</b>	<b>DNS</b>	

*Falmer Maria Luise*  
Race Director

*Karl Zenker*  
Jury President

**NOTES**

The above results do not reflect possible disqualification due to technical check or doping.

**LEGEND**

= Equal sign indicates that two or more competitors share the same rank  
 DNF Did not finish      DNS Did not start      Int Intermediate time      No Number  
 Rk Rank      RM Record Mark      SR Start record      TR Track record

Following the CAS decision Anne ABERNATHY has been included in the results with the status "DNS".